

PROFESSIONAL

Van & Truck Equipment For The Trade Professional



**Contractor • Plumber • Electrician • Mason
Metal Fabricators • Landscaper • Driller**

California Carsmetics

1052 Brydges St.

London, Ontario

N5W 2B4

519-457-6004 Fax 519-457-6095

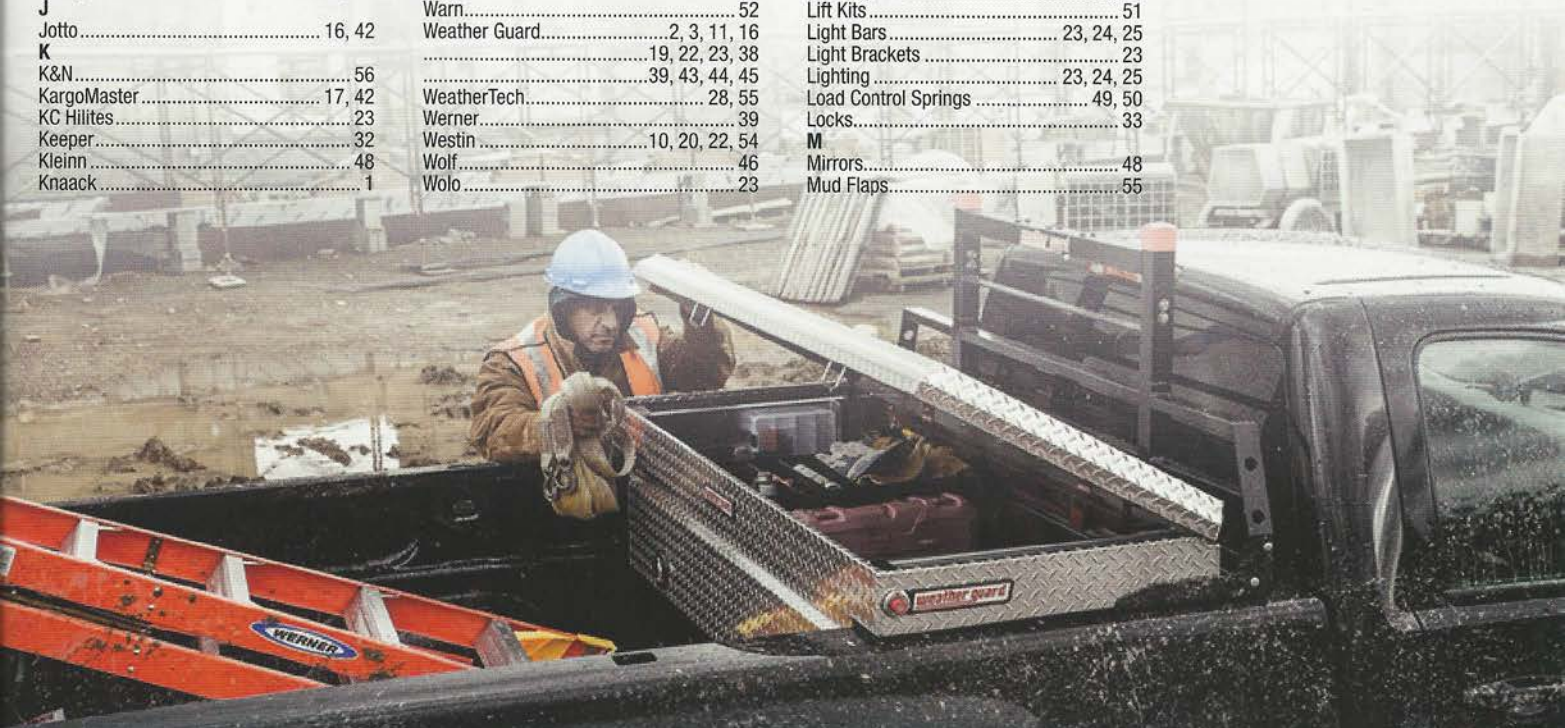
MANUFACTURER

A		L	
Air Lift.....	49	Lund.....	9, 34
ARB.....	52	M	
B		Magnaflow.....	56
B&W Hitch.....	20, 22, 37	Master Lock.....	33
BackRack.....	21	Metra.....	48
BAK.....	30	Mickey Thompson.....	51
Bedrug.....	26, 43	Monroe.....	50
BedSlide.....	15	Mr. Gasket.....	32
Bestop.....	33	O	
Bilstein.....	50	Owens.....	53
Black Armour.....	27	P	
BOLT.....	33, 35	Pace Edwards.....	29
BrandMotion.....	48	PendaForm.....	27, 32, 43
BubbaRope.....	52	Pilot.....	20, 32, 34
Bully Dog.....	56	PlastiKote.....	28
Bushwacker.....	55	Pop & Lock.....	33
C		Powerflow.....	55
Cobra.....	48	Putco.....	25, 31
Covercraft.....	46	Q	
CrimeStopper.....	48	Quarantine.....	32
Cross Tread.....	19, 40	R	
D		RAM Mounts.....	47
Dash Cam.....	48	Rancho.....	50
Daystar.....	51	ReadyLift.....	51
DeeZee.....	4, 5, 11	Reese.....	36
.....	19, 22, 28	Rigid Industries.....	23
Delta.....	10, 12, 16	S	
DiabloSport.....	56	SoundOff Signal.....	24
Draw-Tite.....	36	StopTech.....	56
DU-HA.....	46	Superchips.....	56
F		T	
Fab Fours.....	53	Tekonsha.....	36
Fabtech.....	51	Telesteps.....	39
Fill-Rite.....	14	Timbren SES.....	50
Firestone.....	49	Titan Fuel Tanks.....	13
Flex-a-lite.....	56	Tow Ready.....	35
G		TracRac.....	18
Geneva.....	10	Trail FX.....	8, 11
Go Industries.....	53, 55	20, 52, 54
Go Rhino.....	53	Trimax.....	33
GPI.....	13	U	
Grote.....	23	Ultra-Fab.....	35
H		UWS.....	6, 7, 12
Hella.....	23	V	
Hellwig.....	50	Ventshade.....	46
Herd.....	54	VisionX.....	23
Highland.....	32, 34	V-Spec Techno.....	41
Hopkins.....	36	W	
Husky Liners.....	46, 55	Wade.....	29
J		Warn.....	52
Jotto.....	16, 42	Weather Guard.....	2, 3, 11, 16
K		19, 22, 23, 38
K&N.....	56	39, 43, 44, 45
KargoMaster.....	17, 42	WeatherTech.....	28, 55
KC Hillites.....	23	Werner.....	39
Keeper.....	32	Westin.....	10, 20, 22, 54
Kleinn.....	48	Wolf.....	46
Knaack.....	1	Wolo.....	23

PRODUCT

A		P	
Air Compressors.....	52	Pintle Hooks.....	35
Air Filters.....	56	Pintle Hook Mounts.....	35
Air Spring Systems.....	49	Programmers/Modules.....	56
B		R	
Bed Caps.....	28, 29	Rack Systems.....	17, 18, 19
Bed Extenders.....	34	20, 38, 39, 40
Bed Liners/Mats.....	26, 27, 28	Ramps.....	34
Brake Controls.....	36	Rear Bars.....	21
O		Receiver Locks.....	35
Bumpers.....	53, 54	Rotors.....	56
C		Running Boards.....	53
Cab Protectors.....	17, 20	S	
.....	21, 22	Seat Covers.....	46
Cables.....	33	Shocks.....	50, 51
Cable Locks.....	33	Side Rails.....	21, 31
Cargo Nets.....	32	Side Rail Adapters.....	31
Cargo Positioners.....	40	Steps.....	31, 33, 34, 53
Cargo Slides.....	15, 16	Storage Drawers.....	10
CB Radios.....	48	Suspension Enhancement.....	50
Consoles.....	46	Suspension Systems.....	51
D		T	
Door Sill Protectors.....	46	Tailgate Locks.....	33, 34
Drawer Units.....	16, 43	Tailgate Protectors.....	28
E		Tie Downs.....	32, 33
Electronics.....	48	Tires.....	51
Exhaust Systems.....	56	Tire Repair Kits.....	52
F		Tool Boxes.....	2, 3, 4
Fans.....	56	5, 6, 7
Fender Flares.....	55	8, 9, 10
Floor Liners/Mats.....	43, 46	Tonneau Covers.....	29, 30
Fuel Meters.....	13, 14	Towing Accessories.....	52
Fuel Pumps.....	13, 14	Transfer Tanks.....	9, 11, 12
Fuel Tanks.....	13	Tuners.....	56
G		V	
Grille Guards.....	53, 54	Van Storage.....	41, 42
H		Van Storage Packages.....	44, 45
Hitches.....	35, 36, 37	W	
Horns.....	48	Warning Lights.....	23, 24
I		Wheel Well Liners.....	27
Interior Desktops.....	42, 47	Winches.....	52
Interior Protection.....	43	Window Partitions/Screens.....	42, 43
Interior Storage.....	43, 46		
J			
Jacks.....	35		
Jobsite Storage.....	1, 5, 10		
L			
Ladders.....	39		
Ladder Racks.....	17, 19		
.....	20, 38, 41		
Leveling Kits.....	50, 51		
Lift Kits.....	51		
Light Bars.....	23, 24, 25		
Light Brackets.....	23		
Lighting.....	23, 24, 25		
Load Control Springs.....	49, 50		
Locks.....	33		
M			
Mirrors.....	48		
Mud Flaps.....	55		

The publishers are not responsible for typographical errors. Copyright ©2014. All rights reserved. All text, graphics, pictures, logos, and the selection and arrangement thereof is the exclusive property of the Publisher, or its content supplier. No portion of this publication, including images, may be copied or reproduced in any form without the prior written consent of the Publisher.



TOOL BOXES:

Jobsite Storage.....	1
Tool Boxes	2-10
Transfer Tanks	11-12
Fuel Pumps	13-14

TRUCK:

Cargo Slides	15-16
Drawer Units.....	16
Rack Systems.....	17-20
Cab Protection	21-22
Bed Protection	26-31
Tonneau Covers	30
Cargo Management	32-34

LIGHTING:

Work Lights	23-24
Light Bars	25

VAN:

Rack Systems.....	38-41
Interior Storage.....	42-45
Interior Protection	43


ACCESSORIES:

Towing.....	35-37
Interior Accessories	46
Interior Storage.....	47
Electronics.....	48
Load Support	49
Suspension.....	50-51
Tires	51
Winches	52
Bumpers & Steps.....	53-54
Grille Guards.....	54
Exterior Accessories.....	55
Performance.....	56





A



A. JOBMASTER® Specialty Chest

- Full arc welding for extreme support
 - Hemmed edges for safe handling
- Dimensions: H: 12" W: 12" L: 28" Cubic feet: 2.3
Weight: 32 lbs. Part No. 28

B



B. Monster Boxes

Model 1000 MONSTER BOX™ - Piano Box

- Two recessed handles for safe closing, even with gloves on
 - Gas spring guards protect springs from shifting load damage
 - Two shelves for extra storage and organization
 - Interior storage grid for hanging safety gear and other items
- Dimensions: H: 54-1/2" W: 66" D: 30" Cubic feet: 48'
Weight: 405 lbs. Part No. 1000

C



C. JOBMASTER® Cabinets

WATCHMAN® IV Lock System

- The only jobsite storage cabinet offering the strongest deadbolt-style locking mechanism for ultimate security
- Convenient Foot Latch - One push with your foot and the doors will pop open

Part No.	Description	Height	Weight	Length	Weight	Cu. Ft.
109	Bottom Shelf Adjustable	60"	24"	60"	394 lbs.	47.5
112	Cabinet w/ Drawers	60"	30"	60"	670 lbs.	54.9
139	Bottom Shelf Adjustable	60"	30"	60"	445 lbs.	59.4
99	Doors on Front and Back	60"	30"	60"	519 lbs.	59.4

D



D. JOBMASTER® Chests

- New 3-point latch with WATCHMAN® IV Lock System
- New Power Pass™ Electrical Pass-Thru — easy, weatherproof power cord access (on select models)*
- Additional reinforcement between the lock and the side housing
- Stronger protection against pry-ins — bigger, better hinges

Part No.	Height	Weight	Length	Weight	Cu. Ft.
2472*	23"	24"	72"	216 lbs.	24.5
36	16"	19"	36"	97 lbs.	7
42*	18"	19"	42"	114 lbs.	9
4824	23"	24"	48"	158 lbs.	16
4830*	29"	30"	48"	194 lbs.	20.25
60*	23"	23"	60"	190 lbs.	20.25

E



E. STORAGE MASTER® Chests

Piano Boxes

- New 3-point latch with WATCHMAN® IV Lock System
- New Power Pass™ Electrical Pass-Thru - easy, weatherproof power cord access
- Additional reinforcement between the lock and the side housing
- Stronger protection against pry-ins - bigger, better hinges
- Improved ball stud bracket - added strength reduces the potential for breakage and improves durability

Part No.	Height	Weight	Length	Weight	Cu. Ft.
69	34"	30"	60"	282 lbs.	35.3
89	46"	30"	60"	337 lbs.	47.8
90	46"	30"	72"	380 lbs.	57.5

F



F. Crane Lift Kit

- Fits all models except Rolling Work Benches, Monster Box line, Model 100 and Model 3068
- Makes lifting via crane safer and easier
- CE and OSHA certified
- Kit includes 4 lift brackets and attachment hardware
- Installs into pre-punched holes in Model 119-01 Field Station (Holes are not pre-punched in other models)

Part No. 497

G



G. Mobile Heavy-Duty Field Station

- Engineered to be used at strategic points around large jobsites for storing and reviewing drawings and locking up tools and equipment
- The top section has a large, angled, hinged desk area for working on prints and field drawings
- The entire cabinet is secured by the WATCHMAN® IV Lock System

Part No. 11901 Weight: 678 lbs.
Dimensions: H: 82-1/2" W: 44" L: 60" Cubic feet: 120.7

TOOL BOXES



Enhanced 127

for Commercial and Large Contractors

- EXTREME PROTECTION® locking system protects against break-ins
- Convenient attachment points preserve your ability to secure materials and larger tools in truck bed
- "Easy Find" organization includes adjustable metal tray, removable parts bin, and level holder
- Generous 11.3 cubic feet of storage capacity
- Automotive-style rotary latch features smooth "one-touch" opening
- Full weather seal keeps moisture out even in extreme weather conditions
- Secure, crimp-free heavy-duty mounting brackets for drill-free installation
- Internal lock, gas spring, and latch linkage guards shield against damage from shifting cargo
- 12V power pass-through for convenient in-storage recharging
- Limited Lifetime Warranty



Part No. 127002 – Clear Powder-coated
Part No. 127502 – Black Powder-coated

Saddle Boxes

Description	Clear Aluminum	Black Aluminum	White Steel	Black Steel	Height	Width	Length	Cubic Ft.
	Part No.	Part No.	Part No.	Part No.				
Saddle Box - Full Size, Extra Wide	117002	117502	116302	116302	18-1/2"	27-1/2"	71-1/2"	15.3
Saddle Box - Full Size, Low Profile	121001	121501	120301	120501	15"	20-1/4"	71-1/2"	8.8
Saddle Box - Full Size, Extra Deep	123001	123501	128301	—	24"	20-1/4"	71-1/2"	15.1
Saddle Box - Full Size, Standard	127002	127502	126302	126502	18-1/2"	20-1/4"	71-1/2"	11.3
Saddle Box - Compact, Low Profile	131001	131501	—	—	18-1/2"	20-1/4"	66"	8.7
Saddle Box - Compact, Deep	137001	137501	136301	136501	18-1/2"	20-1/4"	62"	8.9
Saddle Box - Compact, Standard	154001	154501	156301	—	13-1/4"	20-1/4"	62"	6.4

Steel

Description	White Steel				
	Part No.	Height	Width	Length	Cubic Ft.
Hi-Side Truck Box	246302	16"	12-1/2"	45"	5.2
Hi-Side Truck Box	264302	16"	12-1/2"	64-1/4"	7.4
Hi-Side Truck Box	272302	16"	12-1/2"	72-1/4"	8.3
Hi-Side Truck Box	290302	16"	12-1/2"	90-1/4"	10.4
Hi-Side Truck Box	296302	16"	12-1/2"	96-1/4"	11.1
Super-Side Truck Box	247302	18"	15-1/4"	45"	7.9
Super-Side Truck Box	265302	18"	15-1/4"	64-1/4"	10.2
Super-Side Truck Box	291302	18"	15-1/4"	90-1/4"	14.3
Super Jumbo Super-Side Truck Box	297302	24"	16"	96-1/4"	21.4

Hi-Side Boxes



Aluminum

Description	Clear Aluminum	Black Aluminum	Height	Width	Length	Cubic Ft.
	Part No.	Part No.				
Hi-Side Truck Box	346002	346502	16"	13-1/4"	45-1/2"	5.6
Hi-Side Truck Box	364002	364502	16"	13-1/4"	64-1/4"	7.9
Hi-Side Truck Box	372002	372501	16"	13-1/4"	72-1/4"	8.9
Hi-Side Truck Box	390002	390502	16"	13-1/4"	90-1/4"	11.1
Hi-Side Truck Box	396002	396502	16"	13-1/4"	96-1/4"	11.8
Super-Side Truck Box	347002	347502	18"	16-1/4"	45-1/2"	7.7
Super-Side Truck Box	365002	365502	18"	16-1/4"	64-1/4"	10.8
Super-Side Truck Box	391002	391502	18"	16-1/4"	90-1/4"	15.2



Steel

Description	White Steel	Black Steel	Height	Width	Length	Cubic Ft.
	Part No.	Part No.				
Lo-Side Box	175301	—	12-7/8"	13-5/8"	60-3/8"	4.5
Super Lo-Side Box	176301	176501	14"	18"	60-1/4"	6.5
Lo-Side Box	185301	—	13"	13-1/2"	46-3/4"	3.2
Super Lo-Side Box	186301	—	13"	18"	46-3/4"	4.5

Lo-Side Boxes



Aluminum

Description	Clear Aluminum	Black Aluminum	Height	Width	Length	Cubic Ft.
	Part No.	Part No.				
Lo-Side Box - Long	164001	164501	13-1/4"	16-1/2"	87-3/4"	6.4
Lo-Side Box - Standard	174001	174501	13-1/4"	16-1/2"	56-1/4"	4.1
Lo-Side Box - Short	184001	184501	13-1/4"	16-1/2"	47-1/4"	3.4

* All measurements are within a 1/4".



E-Line™ Model 143

for Small Contractors and Remodelers

New WEATHER GUARD E-Line™ Model 143 Saddle Box offers exceptional features and value. The E-Line Model 143 provides small contractors and remodelers with the industry-leading features they expect to find in WEATHER GUARD. And not only does E-Line come with the WEATHER GUARD reputation, it's backed by a Ten-Year Warranty.

Clear Aluminum Part No.	Black Aluminum Part No.	Description
143001	143501	Saddle Box - Full Size, Standard (17" x 20.25" x 71.5", 10.4 cu. ft.)


Cross Boxes

- EXTREME PROTECTION® Lock — protects against break-ins and has tamper-resistant retracting lock
- 90° cover opening for easy access
- Crimp-free/drill-free install mounting brackets
- Body channel for extra strength
- Level storage secures 48" level
- Full weather seal
- 12V access for electrical up-fits
- Automotive style latch with smooth "one touch" opening
- Reduced clearance cover

Clear Aluminum Part No.	Black Aluminum Part No.	White Steel Part No.	Black Steel Part No.	Description
114001	114501	115301	—	Full Size, Extra Wide (18.5" x 28" x 71.5", 15.3 cu. ft.)
124001	124501	125301	125501	Full Size, Standard (18.5" x 20.25" x 71.5", 11.3 cu. ft.)

Underbody Boxes

- The most rugged underbed boxes available
- Designed to withstand rugged daily use
- Tools remain accessible when needed and safe and secure from weather and theft
- Mounts above or below truck bed to provide additional easy-access storage



Aluminum

Clear Aluminum

Part No.	Description
622002	Underbed Box (14" x 12.25" x 24-1/8", 2.4 cu. ft.)
627002	Underbed Box (18" x 18" x 24-1/8", 4.3 cu. ft.)
631002	Underbed Box (18" x 18" x 30-1/8", 5.4 cu. ft.)
636002	Underbed Box (18" x 18" x 36", 6.5 cu. ft.)
638002	Underbed Box (24" x 24" x 36-5/8", 12.2 cu. ft.)
650002	Underbed Box (24" x 24" x 48-1/8", 16 cu. ft.)

Steel

White Steel Part No.	Black Steel Part No.	Description
525302	525502	Standard Mini Underbed Box (14-1/8" x 12-3/8" x 24-1/8", 2.3 cu. ft.)
524302	524502	Standard Underbed Box (18-1/8" x 18.25" x 24-1/8", 4.5 cu. ft.)
536302	536502	Standard Underbed Box (18-1/8" x 18.25" x 36-5/8", 6.7 cu. ft.)
548302	548402	Standard Underbed Box (18-1/8" x 18.25" x 48-1/8", 9.1 cu. ft.)
538302	538502	Jumbo Underbed Box (24-1/8" x 24.25" x 36-5/8", 12.1 cu. ft.)



Pork Chop Boxes

- Over-the-wheel-well mounting maximizes storage space in the truck bed
- EXTREME PROTECTION® Lock — protects against break-ins and has tamper-resistant retracting lock
- 90° cover opening for easy access
- Crimp-free/drill-free install mounting brackets
- Full weather seal
- Automotive style latch with smooth "one touch" opening
- Warranty

Driver's Side Clear Aluminum Part No.	Pass. Side Clear Aluminum Part No.	Driver's Side White Steel Part No.	Description
170001	171001	160301	Standard (19.25" x 9.25" x 46.75", 2.0 cu. ft.)
172001	173001	162301	Wide (19.25" x 13-5/8" x 46.75", 3.2 cu. ft.)

All Purpose Chests

- EXTREME PROTECTION® Lock - protects against break-ins and has tamper-resistant retracting lock
- 90° cover opening for easy access
- Full weather seal
- Automotive style latch with smooth "one touch" opening
- Latch linkage protection
- Warranty

Clear Aluminum Part No.	Black Aluminum Part No.	White Steel Part No.	Black Steel Part No.	Description
644001	644501	645301	—	Compact (17" x 20.25" x 37", 6.0 cu. ft.)
654001	654501	655301	—	Full/Compact (19.25" x 20.25" x 55", 12.0 cu. ft.)
664001	664501	665301	665501	Full Size (19.25" x 20" x 62", 13.1 cu. ft.)
674001	674501	675301	—	Full/Compact (19.25" x 20" x 47", 10.0 cu. ft.)
684001	684501	685301	—	Full Size Extra Wide (19.25" x 27.5" x 62", 18.6 cu. ft.)



TOOL BOXES

DEEZEE

DEEZEE
The Quality Truck Accessory People

Red Label Tool Boxes

BETTER - Contractor Grade

Self-Adjusting Striker (patent pending) - close securely no matter how hard you push the lid down

Full Pan Support - double v stiffener design reinforces the lid for superior rigidity

Dampened Gas Shocks - open at a steady, controlled rate

Closed Cell Foam Gasket - helps prevent water from getting inside the box

Hidden Hinge - runs the full length of the box for maximum strength

Heavy Duty Aluminum - built from non-rusting brite-tread aluminum

3 Piece Body - front, back and bottom - all one piece for increased body strength

Paddle Handles With Guide Plate - lockable handles are made from stainless steel

Removable Plastic Tool Tray - perfect for keeping smaller items organized (select styles only)

NEW

**NEW Texture
Flat Black
Aluminum Available**

(Add TB to the end of Part No.)



Wheel Well Tool Boxes

- Lockable lift-up lid on a sturdy piano hinge
- Fit trucks with 6' and 8' beds



NEW

Underbed Boxes

- Brite-Tread aluminum storage with mounting versatility
- Water-channel and bulb seal help keep water out
- T-handle creates a tight barrier when closed

Single Lid Crossover

Part No.	Description
8160	Mini-Mid Size (60" x 20" x 12.2", 7.1 cu. ft.)
8160B	Mini-Mid Size, Black (60" x 20" x 12.2", 7.1 cu. ft.)
8170	Full Size (69.75" x 20" x 12.2", 8.4 cu. ft.)
8170B	Full Size, Black (69.75" x 20" x 12.2", 8.4 cu. ft.)
8170L	Full Size, Low Profile (69.75" x 20" x 12.2", 8 cu. ft.)
8170LB	Full Size, Low Profile, Black (69.75" x 20" x 12.2", 8 cu. ft.)
8170D	Full Size, Deep (69.75" x 20" x 18.25", 12 cu. ft.)
8170TB	Full Size (69.75" x 20" x 12.2", 8.4 cu. ft.)

Double Lid Crossover (Gull Wing)

Part No.	Description
8370	Full Size (69.75" x 20" x 12.2", 8.4 cu. ft.)
8370B	Full Size, Black (69.75" x 20" x 12.2", 8.4 cu. ft.)

Sidemount Boxes

Part No.	Description
8748	Sidemount, Short (48" x 12.75" x 10", 3 cu. ft.)

Utility Chests

Part No.	Description
8537	Universal Single Latch (37" x 19" x 16", 6.4 cu. ft.)
8537B	Universal Single Latch, Black (37" x 19" x 16", 6.4 cu. ft.)
8546	Universal 2 Latch (46" x 19" x 16", 8 cu. ft.)
8546B	Universal 2 Latch, Black (46" x 19" x 16", 8 cu. ft.)
8546TB	Full Size (46.5" x 19" x 16", 8 cu. ft.)
8556	Full Size Slant Front (56" x 19" x 16", 8.9 cu. ft.)
8556B	Full Size Slant Front, Black (56" x 19" x 16", 8.9 cu. ft.)
8560	Full Size Slant Front (60" x 19" x 16", 9.5 cu. ft.)
8560B	Full Size Slant Front, Black (60" x 19" x 16", 9.5 cu. ft.)
8560W	Full Size Long Bed (60" x 24" x 18.1", 14.9 cu. ft.)
8560WB	Full Size Long Bed, Black (60" x 24" x 18.1", 14.9 cu. ft.)

Specialty Series

Part No.	Description
94	Passenger Side (37" x 7.75" x 19.5", 2.2 cu. ft.)
94B	Passenger Side, Black (37" x 7.75" x 19.5", 2.2 cu. ft.)
95	Driver Side (37" x 7.75" x 19.5", 2.2 cu. ft.)
95B	Driver Side, Black (37" x 7.75" x 19.5", 2.2 cu. ft.)
95D	Steel 5-Drawer (20.5" x 8.5" x 18.88", 1.9 cu. ft.)
95L	Steel Single-Drawer, Low Profile (20.5" x 8.5" x 9.4", 0.9 cu. ft.)
946	Double Wheel Well Box, Small (75.36" x 7" x 18.25", 5.0 cu. ft.)
958	Double Wheel Well Box, Large (90" x 7" x 18.25", 5.75 cu. ft.)

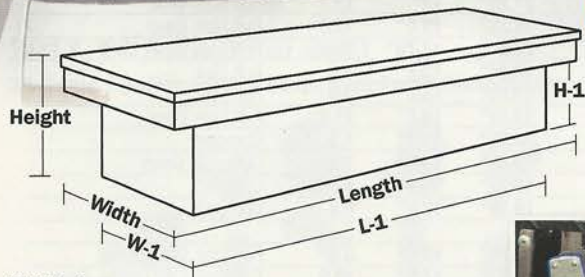
Part No.	Description
61	Underbed Box, Small (24" x 18" x 18", 4.5 cu. ft.)
74	Underbed Box, Large (30" x 20" x 18", 5.94 cu. ft.)



Blue Label Tool Boxes

BEST - Industrial Grade

- Push Button** (patent pending) - ergonomically designed with minimum force opening
- Self-Adjusting Latches** (patent pending) - closes tightly no matter how hard you push down
- Dampened Gas Shocks** - open at a steady, controlled rate
- Hidden Hinge** - runs the full length of the box for extra strength
- Rubber Bulb Seal** - automotive-grade seal helps keep water out of the box
- Adjustable Lid Strikers** - can be adjusted to customize gasket compression
- Powder-Coat** - available polished or gloss black
- Removable Plastic Tool Tray** - perfect for keeping smaller items organized (select styles only)
- 3 Piece Body** - front, back and bottom - all one piece with welded ends for increased body strength



NEW Texture
Flat Black Aluminum Available
(Add TB to the end of Part No.)

New Locking System



Single Lid Crossover

Part No.	Description
9170	Full Size (69.75" x 19.875" x 17.5", 12.8 cu. ft.)
9170B	Full Size, Black (69.75" x 19.875" x 17.5", 12.8 cu. ft.)



Sidemount Boxes

Part No.	Description
9768	Sidemount, Standard (68" x 14.25" x 11", 5.3 cu. ft.)
9748	Sidemount, Short (48" x 14.25" x 11", 3.75 cu. ft.)
9748B	Sidemount, Short, Black (48" x 14.25" x 11", 3.75 cu. ft.)



Utility Chests

Part No. 9560B - Utility Chest, Full Size, Black (60" x 20" x 14.2", 9.77 cu. ft.)



Top Sider Tool Box

Specialty Series

- Storage for the top rail of the truck bed
- Lockable stainless steel T-handle latch
- Drop-down doors for easy access
- Safety chains to support the door
- Water-resistant C-Channel and bulb seal to help keep the elements out
- Made in USA

Part No.	Description
70	48" x 12" x 16", 5.33 cu. ft.
79	72" x 15.5" x 20", 12.75 cu. ft.
71	90" x 15.5" x 20", 16.0 cu. ft.
67	96" x 15.5" x 20", 17.22 cu. ft.

Job Site Boxes

- 14-gauge steel construction
- Automatic locking stay and anti-pry security hooks
- Integrated side handles
- Feet add 3" to height

Part No.	Description
6048	48" x 24" x 24", 16.0 cu. ft.
6060	60" x 24" x 24", 20.0 cu. ft.



TOOL BOXES



Blue Label Series

- Our most popular boxes featuring our patented Fully Foamed Lid and stainless steel locks for strength and security
- Patented Fully Foamed Lid creates a rigid wall between outer aluminum layers to help prevent bending or warping
- Lid opens 90° for easy loading and unloading of tools and equipment
- Available in two finishes: Bright Aluminum Diamond Tread and Black Powder-Coated Aluminum Diamond Tread
- One year warranty

Crossover Tool Boxes

with Stainless Steel Pull Handles



Provides more clearance for your hand, making it easier to open. Theft-resistant dual stage rotary latch. Combined with our standard features, **Made in the USA** and built to last.

Many More Boxes Available!

Part No. **TBS69LPPH*** Width (IN): 19-1/4 Inch
Length (IN): 69 Inch Height (IN): 13-1/2 Inch



Low Profile Boxes

Part No. **TBS72LPPH***

Length (IN): 72 Inch
Width (IN): 19-1/4 Inch
Height (IN): 13-1/2 Inch
Volume (CU FT): 8 Cubic Feet

*Add BLK for Black, MB for Matte Black

Crossover Tool Boxes

Matte Black Powder Coated

Matte finish provides OE look and a superior match to bed liners and vehicle trim.

- Lid opens 90° for easy loading and unloading of tools and equipment
- Seal out moisture, dust and dirt with MicroSeal™ weather strip



Single Lid Boxes

Part No. **TBS69LPMB**

Length (IN): 69 Inch
Width (IN): 19-1/4 Inch
Height (IN): 13-1/2 Inch

Part No. **TBS72MB**

Length (IN): 72 Inch
Width (IN): 19-1/4 Inch
Height (IN): 13-1/2 Inch

Part No.	Length	Width	Height	Cubic Ft.	Description
Brite Aluminum					
Single Lid Boxes					
TBS72	72"	19.25"	13.5"	9.4	Full Size
TBSD72	72"	19.25"	19.5"	12.8	Full Size, Deep
TBSD72LBTA	72"	27.25"	17.75"	17.3	Full Size, Wide, Deep
TBS69	69"	19.25"	13.5"	9.1	Full Size
TBS69LBTA	69"	27.25"	13"	12.7	Full Size, Wide
TBSD69	69"	19.25"	19.5"	12.5	Full Size, Deep
TBSD69LBTA	69"	27.25"	17.75"	16.9	Full Size, Wide, Deep
TBS66	66"	19.25"	13.5"	8.3	Full Size
TBS63	63"	19.25"	13.5"	8.0	Full Size
TBSD63	63"	19.25"	19.5"	11.3	Full Size, Deep
TBS60	60"	19.25"	13.5"	7.5	Compact
TBSD60	60"	19.25"	19.5"	10.7	Compact, Deep
TBS58	58"	19.25"	13.5"	7.0	Compact
TBS54SPLA	54"	19.25"	13.5"	6.4	Compact
Low Profile					
TBS72LP	72"	19.25"	13.5"	8.0	Full Size, Low Profile
TBSD72LP	72"	19.25"	17.5"	10.9	Full Size, Low Profile, Deep
TBS69LP	69"	19.25"	13.5"	7.7	Full Size, Low Profile
TBSD69LP	69"	19.25"	17.5"	10.5	Full Size, Low Profile, Deep
TBS66LP	66"	19.25"	13.5"	7.0	Full Size, Low Profile
TBS63ALP	63"	19.25"	13.5"	6.8	Full Size, Low Profile
TBS60LP	60"	19.25"	13.5"	5.6	Compact, Low Profile
TBS58LP	58"	19.25"	13.5"	5.2	Compact, Low Profile
Slim Line					
TBS63SL	63"	12"	9.25"	3.4	Single Lid, Slim Line
TBS72SL	72"	12"	9.25"	4.0	Full Size, Slim Line
TBS69SL	69"	12"	9.25"	3.7	Full Size, Slim Line
TBSD69SL	69"	12"	17.25"	6.3	Full Size, Slim Line, Deep
TBS60SL	60"	12"	9.25"	3.2	Compact, Slim Line
Angled/Notched					
TBS63A	63"	19.25"	13.5"	7.6	Full Size, Angled
TBSD63A	63"	19.25"	19.5"	9.0	Full Size, Angled, Deep
TBS60A	60"	19.25"	13.5"	7.2	Compact, Angled
TBSD60A	60"	19.25"	19.5"	8.0	Compact, Angled, Deep
Gullwing Boxes					
TB72	72"	19.25"	13.5"	9.4	Full Size
TBD72	72"	19.25"	19.5"	12.8	Full Size, Deep
TB69	69"	19.25"	13.5"	9.1	Full Size
TBD69	69"	19.25"	19.5"	12.5	Full Size, Deep
TB63	63"	19.25"	13.5"	8.0	Full Size
TB60	60"	19.25"	13.5"	7.5	Compact
TB58	58"	19.25"	13.5"	7.0	Compact
TB54SPLA	54"	19.25"	13.5"	6.4	Compact
Side Mount Boxes					
TBSM96	96"	11.25"	11"	5.2	Side Mount, Extra Long
TBSM72	72"	11.25"	11"	3.9	Side Mount, Long
TBSM60	60"	11.25"	11"	3.3	Side Mount, Standard
TBSM48	48"	11.25"	11"	2.6	Side Mount, Short
TBSM36	36"	11.25"	11"	1.9	Side Mount, Mini
Topsider Boxes					
TBTS96	96"	13.25"	17"	12.5	Topsider, 2-Door, Extra Long
TBTS90	90"	13.25"	17"	11.7	Topsider, 2-Door, Long
TBTS72	72"	13.25"	17"	9.4	Topsider, 2-Door, Standard
TBTS60	60"	13.25"	17"	7.8	Topsider, 1-Door, Short
TBTS48	48"	13.25"	17"	6.3	Topsider, 1-Door, Mini

Most styles of tool boxes are available in Black. Add BLK to end of part number.

Angled/Notched Boxes



Slim Line Boxes



Gull Wing Boxes





TOOL BOXES

Chest Boxes

- Patented Fully Foamed Lid creates a rigid wall between outer aluminum layers to help prevent bending or warping
- Stainless Steel Paddle Lock provides strength, security and rust-free product life; available in two unique designs
- Connecting Rod Enclosure helps prevent box contents from bending or jamming the locking system
- Aluminum One-Piece Tub and Lid is designed to support heavy loads, absorb tool drops and prevent leakage - available in Bright or Black Aluminum Diamond Tread
- Self-Closing Struts automatically close the lid, with slight manual pull, securing the box when hands are full
- MicroSeal Stripping helps seal out moisture, dust and dirt



Fenderwell Drawer

Slide Boxes

- Single Lid Storage Box opens toward center of truck for ease and convenience
- 3 Sliding Drawers open toward rear for storage of small tools and equipment



Drawer Slide Boxes

- 5 Precision-Injected Commercial Grade Drawers integrated into one box for secure storage of tools and equipment
- Stainless Steel T-Handle Lock provides strength, security and long-term corrosion resistance



Chest Drawer Slide Box

- 2 Drawer Slide Boxes for a total of 10 precision injected drawers for storage of small tools and equipment
- 4 Cubic Foot Center Storage Area for storage of oversized tools and equipment when tray is removed
- Front and Top Opening Lids for easy access to tools and equipment



Fifth Wheel Box

- Low-profile rectangular chest for use when pulling a fifth wheel

Underbody Boxes

- Mounts above or below flatbeds, dump trucks and trailer bodies for added storage
- Stainless Steel T-Handle Lock System provides rust-free product life, one-hand access and 2 latch points for strength and security



Trailer Tongue Boxes

- Mounts on lighter weight straight tongues of boat and snowmobile trailers



Blue Label Series

Description	Brite Aluminum				Cubic Ft.
	Part No.	Length	Width	Height	
Chest, Wedge, Notched	TBC62WN	61"	20"	17.25"	12.0
Chest, Standard	TBC60	60"	24"	20"	16.7
Chest, Notched	TBC60N	60"	17.25"	17.25"	11.0
Chest, Wedge	TBC60W	60"	20"	17.25"	11.8
Chest, Wedge	TBC55W	55"	20"	17.25"	10.7
Chest, Wedge, Notched	TBC55WN	55"	21-5/16"	20-5/8"	13.5
Chest, Standard	TBC48	48"	24"	20"	13.3
Chest, Standard	TBC48CB	48"	24"	17"	12.0
Chest, Standard	TBC48DD	48"	20"	20"	11.1
Chest, Wedge	TBC48W	48"	20"	17.25"	9.4
Chest, Standard	TBC42	42"	19.25"	18"	8.4
Chest, Wedge	TBC42W	42"	20"	17.25"	8.2
Chest, Standard	TBC36	36"	19.25"	18"	7.2
Chest, Standard	TBC30	30"	19.25"	16"	5.3

Description	Brite Aluminum				Cubic Ft.
	Part No.	Length	Width	Height	
Driver Side, Long	FW55DSD	55"	8"	23.25"	4.3
Passenger Side, Long	FW55DSP	55"	8"	23.25"	4.3
Driver Side, Short	FW48DSD	48"	8"	23.25"	3.7
Passenger Side, Short	FW48DSP	48"	8"	23.25"	3.7

Description	Brite Aluminum				Cubic Ft.
	Part No.	Length	Width	Height	
Drawer Slide, Short, 5-Drawer	DS18	18"	7.75"	18.75"	—
Drawer Slide, Long, 5-Drawer	DS22	22"	7.75"	18.75"	—

Description	Brite Aluminum				Cubic Ft.
	Part No.	Length	Width	Height	
Chest Drawer Slide Box	TBC38DS	38"	23"	20"	10.0

Description	Brite Aluminum				Cubic Ft.
	Part No.	Length	Width	Height	
5th Wheel Box	FWB58	58"	18"	10"	6.0

Description	Brite Aluminum				Cubic Ft.
	Part No.	Length	Width	Height	
Underbody, 2-Door, Extra Long	TBUB60	60"	18"	18"	11.3
Underbody, 1-Door, Long	TBUB48	48"	18"	18"	9.0
Underbody, 1-Door, Standard	TBUB36	36"	18"	18"	6.8
Underbody, 1-Door, Short	TBUB30	30"	18"	18"	5.6
Underbody, 1-Door, Mini	TBUB24	24"	18"	18"	4.5

Description	Brite Aluminum				Cubic Ft.
	Part No.	Length	Width	Height	
Trailer Box, Large	TBV49	49"	18"	21"	6.3
Trailer Box, Small	TBV34	34"	16"	21"	4.1
Trailer Box, Small, Low Profile	TBV34LP	34"	16"	13"	2.9

Most styles of tool boxes are available in Black. Add BLK to end of part number.

TOOL BOXES



Steel Tool Boxes

A New Look, Lasting Quality

- Quality professional products at an economical price point
- 48", 60", and 70" tool box options
- Black and white finishes available

Steel Tool Boxes

Part No.	Description
151482S	48" Steel Black Utility Chest
151481S	48" Steel Utility Chest
160482S	48" Steel Black Side Mount
160481S	48" Steel Side Mount
160601S	60" Steel Side Mount
110702S	70" Steel Black C/O Tool box
140702S	70" Steel Black Gull Wing C/O
110701S	70" Steel C/O Toolbox
140701S	70" Steel Gull Wing C/O

Tool Boxes

Lid Design – two layers of aluminum and a higher density foam fill than other competitor boxes


Body Design – fully welded TIG seams and a built-in small parts storage bin

Tray – removable storage space for small items

Latching System – high quality stainless steel latch for lasting durability and convenience

Shocks – easy one-hand entry through the use of a self-opening shock

How To Measure Your Tool Box:



Single Lid Crossover Boxes

- Strong and durable
- 10.5 cu. ft. of storage (70" single lid box)
- 5 pocket, heavy-duty plastic storage tray included
- Also available in black



Single Lid Low Profile

- More stylish look compared to traditional boxes
- Box does not block your view from behind
- 10 cu. ft. of storage
- 5 pocket, heavy-duty plastic storage tray included



Two Lid (Gullwing) Tool Boxes

- Easy access from either side
- 10.5 cu. ft. of storage
- 5 pocket, heavy-duty plastic storage tray included



Single Lid Crossover

Description	Brite Part No.	Black Part No.	Length (A)	Height (B)	Depth (C)
72" (Fits 99-Up Ford Super Duty, 72-96 Ford F-Series, Dodge Ram)	110721	110722	72"	19.25"	13.5"
Deep	111721**	111722**	72"	19.25"	19.5"
69" (Fits 97-Up Ford F-150, 88-Up Chevy/GMC FS)	110701	111702	69"	19.25"	13.5"
Deep	111701**	111702**	69"	19.25"	19.5"
66" (Fits 00-Up Toyota Tundra, 93-99 Toyota T-100/T-150)	110671	—	66"	19.25"	13.5"
63" (Fits 97-Up Ford Flareside, 87-Up Dodge Dakota)	110631**	110632**	63"	19.25"	13.5"
60" (Fits 82-Up Ford Ranger, 82-03 Chevy S-10, 04-Up Colorado/Canyon, Most Import LB)	110601**	—	60"	19.25"	13.5"
Deep	110601	—	58"	19.25"	19.5"
58" (Fits 88-Up Chevy/GMC Step Side, 92-96 Ford Flareside)	110581	110582	58"	19.25"	13.5"
54" (Fits Ford Ranger Flareside Only)	110511	—	54"	19.25"	13.5"

Single Lid Low Profile

Description	Brite Part No.	Black Part No.	Length (A)	Height (B)	Depth (C)
72" (Fits 99-Up Ford Super Duty, 72-96 Ford F-Series, Dodge Ram)	120721	120722	72"	19.25"	13.5"
Deep	121721**	—	72"	19.25"	19.5"
69" (Fits 97-Up Ford F-150, 88-Up Chevy/GMC FS)	120701**	121702**	69"	19.25"	13.5"
Deep	121701**	—	69"	19.25"	19.5"
66" (Fits 00-Up Toyota Tundra, 93-99 Toyota T-100/T-150)	120671	—	66"	19.25"	13.5"
63" (Fits 97-Up Ford Flareside, 87-Up Dodge Dakota)	120631**	120632**	63"	19.25"	13.5"
60" (Fits 82-Up Ford Ranger, 82-03 Chevy S-10, 04-Up Colorado/Canyon, Most Import LB)	120601**	—	60"	19.25"	13.5"
Deep	110581	110582	58"	19.25"	13.5"
54" (Fits Ford Ranger Flareside Only)	110511	—	54"	19.25"	13.5"

Two Lid (Gullwing)

Application	Brite Part No.	Length (A)	Height (B)	Depth (C)
99-Up Ford Super Duty, 72-96 Ford F-Series, Dodge Ram	140721	72"	19.25"	13.5"
97-Up Ford F-150, 88-Up Chevy/GMC FS	140701	69"	19.25"	13.5"
82-Up Ford Ranger, 82-03 Chevy S-10, 04-Up Colorado/Canyon, Most Import LB	140601	60"	19.25"	13.5"

**Bottom of box is angled to prevent interference with wheel wells.

Truck Chests, Underbody Boxes, Top Mount Boxes, Wheel Well Boxes & Trailer Tongue Boxes Available

TOOL BOXES

LUND®

Premium Style. Lasting Performance.



Storage Boxes

LUND™ storage boxes are designed to fit most full-size and mid-size trucks. Aluminum boxes are available in brite and black powder coat finishes. Steel boxes are available in black and white powder coat finishes. Each box is hand welded by experts for a top quality appearance, strength, and durability.

These boxes offer premium features at economy prices, including interior side pockets, multi-section sliding tool trays, secure commercial grade zinc and stainless steel locking latches, and more.

Liquid Transfer Tanks

LUND™ Liquid Storage Tanks offer a safe and convenient way to transport liquids to job sites, agricultural applications, and more. LUND Storage Tanks are quality designed, built and tested in the USA since 1973.

- Sturdy 14 gauge steel or .100 aluminum
- Paints are electrostatically applied to maximize resistance to abrasion and corrosion
- Sturdy, one-piece, no sag base design
- Secure steel plate bed flange mounting plates help anchor tanks
- Baffles reduce fluid movement during transport and reinforces tank walls




Steel

Aluminum

Rhino

Aluminum Boxes

- Cross Bed Boxes
- Chest Boxes
- Gull Wing Boxes
- Side Bin Boxes
- Under Body Boxes
- In Frame Boxes
- Top Mount Boxes
- Liquid Transfer/Combo Tanks
- Specialty Boxes
- Contractor Boxes



Specialty Boxes

- Side Fender Well Boxes
- Cooler Boxes
- ATV Boxes
- Trailer Boxes
- Dog Boxes
- 5th Wheel Boxes
- Hand Held Boxes
- Flush Mount Side Boxes

COMBO Liquid Storage L-Shaped Tank and Chest

Maximize your space! LUND™ L-Shaped Liquid Storage Tanks offer convenient liquid storage transferability of 80-100 gallon tanks and the storage capacity of our 48" to 56" storage chests in one complete unit.

- Removable, Portable Chest provides durable, secure storage for tools and accessories
- Self-Rising Lid has two heavy-duty gas spring lid lifts
- Stainless Steel Paddle handles and weather-tite seals lock-out moisture, dust, and debris



Steel

Aluminum

TOOL BOXES

Geneva

Storage Drawers

- A unique, patented storage system to store tools securely in a truck's rear well area or the back of a van
- Each storage drawer comes with a cam locking system with two keys to provide added security



Signature Series

Brite Aluminum storage drawers are available with left, right or universal door.

Brite Aluminum Part No.	Black Aluminum Part No.	Black Steel Part No.	White Steel Part No.	Description
8' Model (7-5/8" W x 20-1/2" D x 18-7/8" H)				
624571	—	621571	620571	Right Side
624551	—	621551	620551	Left Side
724501	724601	721501	720501	Universal
6' Model (7-5/8" W x 18" D x 18-7/8" H)				
924571	—	921571	920571	Right Side
924551	—	921551	920551	Left Side
764501	764601	761501	760501	Universal
Mini Model (7-5/8" W x 18" D x 15-1/2" H)				
724401	—	721401	720401	Universal

Proudly Made In The USA.

Westin WESTIN™

Many Styles Available!



PRO-SERIES

CARGO MANAGEMENT EQUIPMENT

Higher grade material for higher grade needs.

- Made of .063" thick aluminum diamond tread
- "J" hook, no-drill installation
- Full weather seal



Part No.	Description	L	W	H	WT
80RB117FL	Full Lid Pro Series Full Size CrossOver Xtra Wide	71	27	18	101
80RB127FL	Full Lid Pro Series Full Size CrossOver Standard	71	20	18	84
80RB154FL	Full Lid Pro Series Full Size Step Side & Down Size - Shallow Depth	60	20	13	65
80RB121LP	Low Profile Full Lid Pro Series Full Size CrossOver Standard	71	20	15-1/2	80
80RB114GW	Gull Wing Lid Pro Series Full Size Xtra Wide	71	27	18	90
80RB124GW	Gull Wing Lid Pro Series Full Size Standard	71	20	18	75
80RB1789	Low Profile LoSider Side Rail 56in Box, Pro Series	56	19	11-3/4	52
80RB1801	Low Profile LoSider Sid Rail 47in Box, Pro Series	47	19	11-3/4	45
80TBS20048	Contractor TopSider 48in w/Doors, Pro Series	48	13.5	21	40
80RB172	LoSider Side Rail 70in Box, Pro Series	70	16	13	65

Add B to end of Part No. for Black

DELTA



- All Delta Steel Crossovers include a 3-Compartment Sliding Tray for convenient storage of hand tools and small parts
- Full Weather Stripping helps seal out moisture and dust
- Tough Armor-Brite® powder paint finish has superior rust resistance

DELTA

Jobsite® Heavy - Duty Chests

- Heavy-Duty hinge is stacked and welded
- Lifting handles are protected inside tall, deep recesses
- Heavy-Duty Locking arm secures the lid in the open position
- Tall Bottom Bolsters for easily moving a loaded chest with a forklift
- Rain-Drain Feature prevents water from collecting in box



Part No.	Description	Dimensions	Usable Cu. Ft.	Shipping Cu. Ft.	Approx Ship Weight
636990	42" Long Chest	L 42" x W 20" x H 23.5"	6.8	9.6	85 lbs.
637990	48" Long Chest	L 48" x W 24" x H 27.5"	15.4	19.3	133 lbs.
638990	60" Long Chest	L 60" x W 24" x H 27.5"	19.2	24.1	155 lbs.



Steel Wheel Well Chest
Part No. 850000D

Description	Brite Part No.	Overall Length	Body Length	Overall Height	Body Height	Body Depth	Lid Width	Lid Length	Cu. Ft.
Delta Single Lid Aluminum Crossovers									
Full Size	942000	70-1/8"	61.5"	13-5/8"	7-1/8"	20-1/8"	21"	69-3/8"	9.2
Delta Aluminum Trailer Tongue Boxes									
33" Long	405000D	33"	16"	20"	17.5"	20.5"	16-3/8"	14.5"	4.5
48" Long	410000D	48"	18"	25"	21.5"	20.5"	16-3/8"	16.5"	7.1
Description	White Part No.	Overall Length	Body Length	Overall Height	Body Height	Body Depth	Lid Width	Lid Length	Cu. Ft.
Delta Steel Dual Lid Gull Wing Crossovers									
Full Size	901000	70"	60"	14-3/8"	9"	20"	20-5/8"	70-5/8"	9
Delta Steel Single Lid Crossovers									
Full Size	904000D	70"	60"	14-3/8"	9"	20"	20-5/8"	70-5/8"	9
Full Size	922000	70"	60"	14-3/8"	9"	20"	20-5/8"	70-5/8"	9
Delta Steel Portable Utility Chests									
Lock-Down Hopper Chest	810000	32-5/8"	32"	12.75"	11.25"	10.75"	—	—	2.2
32-5/8" Long	814000	32-5/8"	32-1/8"	13"	14.75"	14-3/8"	—	—	3.4



TRANSFER TANKS



Fuel Transfer Tanks

- Baffle design reduces fuel movement and provides extra reinforcement
- Lockable and vented filler cap prevents excessive pressure build-up
- Full arc-welded construction
- Plate steel flange for secure mounting
- May be used in combination with WEATHER GUARD saddle or cross truck tool boxes.
- Exterior of tanks are protected with Brite White powder-coat finish



White Steel					
Part No.	Description	Volume	Length	Width	Height
352301	L-Shape	75 gal.	30"	43.25"	26"
354301	L-Shape	90 gal.	30"	46.25"	26"
358301	Rectangle	100 gal.	24"	46.25"	23"
360301	L-Shape	110 gal.	49"	37.5"	27"



Steel Tanks

A New Look, Lasting Quality

- Quality professional products at an economical price point
- 37, 55, 98, 80, and 100 gallon tanks available in rectangle, square, and L shaped options
- Black and white finishes available

Commercial-Grade Aluminum Tanks Also Available!

Part No.	Description
210401S	37 Gallon Black Steel Rectangle Tank
210981S	98 Gallon Steel Rectangle Tank
211102S	100 Gallon Black Steel L Tanks
211802S	80 Gallon Black Steel L Tank
211101S	100 Gallon Steel L Tank
210551S	55 Gallon Steel Square Tank
210982S	98 Gallon Black Steel Rectangle Tank
211801S	80 Gallon Steel L Tank



Standard Liquid Transfer Tanks Available

Combo Transfer Tank

The convenience of a Dee Zee Utility Chest welded onto a Liquid Transfer Tank. Durable 14-gauge steel construction.

Brite Aluminum				
Part No.	Volume	Length	Width	Height
91741	80 (gal.)	48"	30"	24"
91742	94 (gal.)	56"	30"	24"
91759	84 (gal.)	60"	30"	9"
92740 Low Profile	43 (gal.)	54"	18"	6.5"

Add: "B" for Black Aluminum, "S" for White Steel, "SB" for Black Steel to end of Brite Aluminum Part No.

Certified Auxiliary Tanks

Ability to feed directly into the fuel line of diesel vehicles

- Made from non-rusting aluminum, either polished or with a black powder coat Finish.
- Full sized and fully welded baffles add extra strength.
- Lockable, breathing cap reduces tank pressure.
- Hydrostatically pressure tested to 29 psi. (federal regulation 178.814)

Meets

- Federal Motor Carrier Safety Administration requirements.
- Federal DOT requirements for UN31B tanks



Part No.	Description	Dimensions*
91750X(B)	55 Gallon	L: 24" x W: 24" x H: 24"
91751X(B) - L-Shaped	98 Gallon (will not fit Ford SuperDuty)	60" x W: 30" x H: 24"
91752X(B) - Long Rectangle	38 Gallon	L: 60" x W: 9" x H: 19"
91753X(B) - Short Rectangle	108 Gallon	48" x W: 24" x H: 24"




TRANSFER TANKS



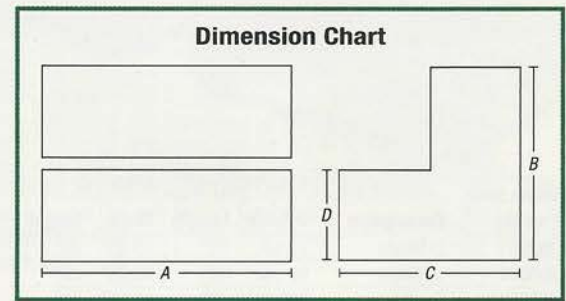
Steel Liquid Transfer Tanks

For transporting or storing combustible liquids. These tanks are not designed for gasoline or other flammable liquids. Tanks are reinforced with full center baffles. 2" NPT bungs and tie-down bars. Built-in lifting rings for lifting an empty tank. Fuel filter recommended. Check regulations with local fire officials.



Part No.	Safety Fill Capacity (Gals.)	Maximum Fill Capacity (Gals.)	A	B	C	D
L-Shaped Steel Liquid Transfer Tanks						
498000	98	106	60"	25"	33"	7-1/2"
480000	103	109	59-5/8"	25"	31"	9"
481000	56	59	37"	21"	31"	9"
482000	51	54	29-5/8"	25"	31"	9"
Low-Profile L-Shaped Steel Liquid Transfer Tank						
488000	76	52	48"	25"	31"	6-1/2"
Rectangular Steel Liquid Transfer Tank						
484000	96	107	45-1/4"	24"	23-1/4"	—
Square Steel Liquid Transfer Tank						
485000	50	55	23-1/4"	24"	23-1/4"	—
Vertical Steel Liquid Transfer Tank						
486000	37	42	59-5/8"	19"	9"	—

Note: Replace Last 0 in part number with 2 for Black Tank



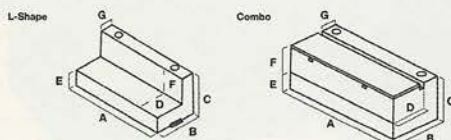
Brite Part No.	Volume	Length	Width	Height
L-Shaped Transfer Tanks				
TT50LTP	50 gal.	36"	32"	22"
TT85LTP	85 gal.	48"	34"	26"
TT100LTP	100 gal.	59.5"	31"	24"
Rectangle Transfer Tank				
TT50RTP	50 gal.	36"	19"	19"
TT100RTP	100 gal.	59.5"	21"	21"
Combo Transfer Tanks				
TT45COMBO	45 gal.	54"	18"	19.5"
TT85COMBO	85 gal.	48"	34"	26"
TT100COMBO	100 gal.	59.5"	31"	24"

Aluminum Liquid Transfer Tanks

- Designed to transport non-potable water and diesel fuel needed for many uses of contractor, agriculture, government, and other commercial applications
- A commercial-grade vented cap is standard as are stout mounting flanges
- Made with 125 H.D. aluminum alloy

ProGrade Steel Transfer Tanks

- Heavy-Duty Steel provides maximum protection and durability
- Commercial Grade Vented Cap and Mounting Flanges for proper ventilation of non-flammable liquids



Part No.	Description	A	B	C	D	E	F	G	Gal-ions
PGSTT100R	100 Gallon Rectangle Tank	59.5	21	21	—	—	—	—	100
PGSTT100RB	100 Gallon Rectangle Tank Black	59.5	21	21	—	—	—	—	100
PGSTT50R	50 Gallon Rectangle Tank	36	19	19	—	—	—	—	50
PGSTT50RB	50 Gallon Rectangle Tank Black	36	19	19	—	—	—	—	50
PGSTT100L	100 Gallon L Tank	59.5	31	24	22	9	15	9	100
PGSTT100LB	100 Gallon L Tank Black	59.5	31	24	22	9	15	9	100
PGSTT85L	85 Gallon L Tank	48	34	26	24	8	18	10	85
PGSTT85LB	85 Gallon L Tank Black	48	34	26	24	8	18	10	85
PGSTT50L	50 Gallon L Tank	36	32	22	24	8	14	8	50
PGSTT50LB	50 Gallon L Tank Black	36	32	22	24	8	14	8	50
PGS100COMB	100 Gallon Combo	59.5	31	24	22	9	15	9	11.4
PGS100CMBB	100 Gallon Combo Black	59.5	31	24	22	9	15	9	11.4
PGS85COMBO	85 Gallon Combo	48	34	26	24	8	18	10	12
PGS85COMBB	85 Gallon Combo Black	48	34	26	24	8	18	10	12

WARNING: Transfer tanks must not be connected to a vehicle's fuel system as an auxiliary tank. Transfer tanks may not meet certain state's specifications. Tanks are not designed to transport flammables, such as gasoline. Leaking fuel is an extreme fire and explosion hazard. Inspect system at least monthly.



EZ-8

Part No. 13710001



- Pumps 8 GPM
- Manual shutoff nozzle
- 3-piece suction pipe
- 10 ft. hose
- Gas station flowrate

M-150-EM

Part No. 110000107



- Pumps 15 GPM
- Manual shutoff nozzle
- 2-piece suction pipe
- 10 ft. hose
- Economy model with direct tank mounting

M-150S

Part No. 110000100 – Auto
Part No. 110000099 – Manual



- Pumps 15 GPM
- Available with auto or manual shutoff nozzle
- Suction pipe adjusts to 40 in.
- 12 ft. hose
- Convenient spin collar for easier installation

M-3025CB-AD

Part No. 13326504 – Auto
Part No. 13326503 – Manual



- Pumps 25 GPM
- Available with auto or manual shutoff nozzle
- Customer supplies suction pipe
- 18 ft. hose
- Heavy-duty pump with weight centering inlet base.
- Includes check valve.

Hand Pumps with 2 inch NPT tank fitting

HP-100

Part No. 1140005



- 50 gallons per 100 strokes
- 8 ft. hose
- Suction pipe adjusts to 40 in.
- Premium pump moves fluid on both push and pull strokes.

DP-20

Part No. 13800001



- 20 gallons per 100 strokes
- 8 ft. hose
- Suction pipe adjusts to 40 in.
- Works with dirty fluids

Meters



01A31GM Digital Meter

- Our most popular hose end meter. Super compact at just 12 oz. Measures 3-30 GPM.
- Powered by two AAA batteries.



MR 5-30 Mechanical Meter

- Measures 5-30 GPM. (also available in litre models) Large, easy-to-read display, resets with twist knob.



30-Gallon Spare Tire Auxiliary Fuel System

- The stafs™ military grade cross-linked polyethylene tank body is light at only 30-pounds
- The electronic system gives the vehicle operator total flexibility in managing how the extra fuel capacity is used
- One person to handle and includes mounting hardware, a filler kit, and an electronic fuel transfer monitor and control unit which is operated from the comfort of the cab



XXL Tanks

All Tanks Are For Diesel Trucks Only

- Military grade cross-linked polyethylene
- Extra capacity
- Extra heavy-duty
- Exclusive low fuel trap design

Tank Part No.	Application
Ford	
7020211	11-14 Super Duty Crew Cab Short Bed
7020311	11-14 Super Duty Crew Cab Long Bed
Chevy/GMC	
7010211	11-14 Silverado/Sierra Crew Cab Short Bed
7010311	11-14 Silverado/Sierra Crew Cab Long Bed
7010411	11-14 Silverado/Sierra Extended Cab Long Bed
7010313	13-14 Silverado/Sierra Crew Cab Long Bed
Dodge	
7030210	10-13 Ram Crew Cab Short Bed
7030303	10-13 Ram Quad/Crew Cab Long Bed
7030206	10-13 Ram Mega Cab Short Bed

Dodge

Fits All Reg. Cab, Ext. Cab & Crew Cab Models
Part No. 4030203
03-12 Dodge Ram 2500-3500
Part No. 4030213
13-14 Ram 2500-3500

Ford

Fits All Reg. Cab, Ext. Cab & Crew Cab Models
Part No. 4020299
99-07 Ford F-250, F-350, F-450
Part No. 4020208
08-14 Ford F-250, F-350, F-450

Chevy/GMC

Fits All Reg. Cab, Ext. Cab & Crew Cab Models
Part No. 4010201
01-10 2500 & 3500
Part No. 4010211
11-14 2500 & 3500

Heavy Duty DC Fuel Transfer Pumps

With Fill-Rite® DC Fuel Transfer Pumps, you can take reliability and pumping power wherever you need it. From mobile use to tank and barrel mounting, DC pumps from Fill-Rite make transferring fluids safe and trouble-free where AC power is not available.

Standard Duty DC Rotary Vane Pump - Model SD1202G

Fill-Rite Standard Duty pumps are designed for moderate to heavy use, including pumping of gasoline, diesel fuel, light oils, and most non-corrosive petroleum-based fluids. Durable cast-iron construction offers high quality, long lasting performance. The Fill-Rite Standard Duty line is backed with a one-year warranty and is the ideal choice for cost conscious consumers.



Part No. SD1202G

Part No. FR1210G

Part No. FR4210G

Heavy Duty Hand Pumps

Tough. Reliable. Long-Lasting. You'll appreciate the trouble-free performance of these rugged hand pumps. Fill-Rite hand pumps deliver fluids quickly and easily. Whether you're transferring gasoline, oil, or diesel, select from a variety of Fill-Rite models.



Part No. FR112

Part No. SD62

Model	SD1202G	FR1210G	FR4210G
Description	12 Volt DC Rotary Vane Pump	12 Volt DC Rotary Vane Pump	12 Volt DC High Flow Pump
Warranty	1 Year	2 Year	2 Year
Pump body construction	Cast Iron	Cast Iron	Cast Iron
Maximum flow rate	13 GPM	15 GPM	20 GPM
Rotor composition	Bronze/Iron	Iron	Iron
Motor	1/4 HP	1/4 HP	1/4 HP
Amps	20 Amp	20 Amp	22 Amp
Thermal Output Protection	Yes	Yes	Yes
Inlet	1" NPT	1" NPT	1" NPT
Outlet	3/4" NPT	3/4" NPT	1" NPT
Threaded Tank Adapter	2" NPT	2" NPT	2" NPT
Bypass Valve	Yes	Yes	Yes
Built-in Strainer	Yes	Yes	Yes
Motor Certifications	UL, cUL	UL, cUL	UL, cUL
Built-in Check Valve	Yes	Yes	Yes
Pump may be padlocked	Yes	Yes	Yes
Nozzle Hanger	Yes	Yes	Yes
Machined Carbon Vanes	Yes	Yes	Yes
Duty Cycle	30 Minute	30 Minute	30 Minute

Particulate Filters

Particulate Filters are well suited to handle contamination problems caused by dirt, silt, and corrosion. They may be used with alcohol and alcohol fuel blends. Pre-filtering keeps your fuel cleaner and helps your engine operate more efficiently.



Part No. 1200KTF7018

Part No.	Description
1200KTF7018	Particulate Filter
1210KTF7019	Hydrosorb Filter
1200KT69099	Telescoping Pole
4200KT68739	Rebuild Kit
FRH07514	3/4" 14 Ft Hose
FRH07520	3/4" 20 Ft Hose
FRTCB	2" Vented Fill Cap



Multi Plane Swivels

Full 360° spherical rotation for easy nozzle movement.

Part No. S100H1315 - 1"
Part No. S075H1314 - 3/4"

1" Ultra High Flow Automatic Nozzle with Retaining Hook

Part No. N100DAU13



3/4" Automatic Nozzle with Retaining Hook

Part No. N075UAU10



Heavy Duty Flow Meters

Fill-Rite's line of mechanical flow meters are designed to meet the stringent demands of customers who need to monitor fuel usage accurately and dependably. Rugged construction, easy to read numbers, and the flexibility of horizontal or vertical positioning are just three features of these superior meters. Plus, all can be field-calibrated for the utmost accuracy, regardless of the fluid.

Model	FR901	FR807C
Description	4 Wheel Mechanical Flow Meter	3 Wheel Mechanical Flow Meter
Accuracy	+/-1 %	+/-1 %
Flow Rate	6 to 40 GPM	up to 20 GPM
Pressure Rating	50 PSI	50 PSI
Resettable Totalizer	999.9 Gallons	99.9 Gallons
Master Totalizer	999,999.9 Gallons	99,999.9 Gallons
Construction	Aluminum	Aluminum
Certifications	UL/CSA	UL/CSA



Part No. 901



Part No. 807C



Inline Digital Meter

Part No. FR1118A10

- For use with diesel and kerosene
- 3-26 gpm
- 1" inlet/outlet
- Easy to install either inline or at the end of the delivery hose

Diesel Exhaust Fluid/Chemical Hand Pump

- Fast delivery - 11oz per stroke
- Suitable for low volume shops - great for an emergency backup
- Bung adapter included - securely fastens pump to drum
- Polypropylene construction, fluorocarbon seals



Part No. FRHP32V



Excellence at work.
Excellence in life.



GET MORE OUT OF YOUR TRUCK.

BEDSLIDE

Whether you need it for heavy-duty work or serious play, BEDSLIDE is simply the best way to stow, transport and access your cargo safely and securely.

Manufactured in the U.S.A., each BEDSLIDE includes:

- 5-year guarantee
- Full width grab bar for easy access from either side
- Dual pin latch to eliminate binding
- Laser cut formed steel for precise, easy-glide action
- Multiple locking positions for safety and convenience
- Easy installation and removal system
- Rubberized skid-proof deck
- Stylish design




AVAILABLE FOR TRANSIT



BEDSLIDE 1000 GO

For your ready to GO mobile workshop, pull here

- 1000  CAPACITY*
- 3-inch 14 gauge side rails to secure cargo
- Skid-proof Fuzz deck



BEDSLIDE 1000 Classic


Sleek design and up to a half-ton of capacity

- 1000  CAPACITY*
- Low profile design (3.5")
- 4-inch perimeter side rails



BEDSLIDE 1000 PRO SE


The cargo solution for the great outdoorsmen

- 1000  CAPACITY*
- Integrated sidetracks with 4 adjustable D-ring tie downs
- Easily removable containment walls
- T-slots for sport rack attachments



BEDSLIDE 1500 PRO CG


For the professional who's serious about work & play

- 1500  CAPACITY*
- Integrated A-TRAC sidetrack system
- 4 adjustable heavy-duty tie down cleats
- 8-inch perimeter side rails



BEDSLIDE 2000 PRO HD

Stow, haul and access a full ton of gear safely & securely

- 2000  CAPACITY*
- Integrated A-TRAC sidetrack system
- 4 adjustable heavy-duty tie down cleats
- 8-inch perimeter side rails



*EVENLY DISTRIBUTED

Bedslide	Bedslide	Bedslide	Bedslide	Bedslide	
1000 GO	1000	1000 Pro SE	1500 Pro	2000 Pro HD	Size
Part No.	Part No.	Part No.	CG Part No.	Part No.	
—	—	—	—	—	56" x 48"
—	105841CL	—	—	—	58" x 41"
105839GO	105839CL	105839SE	155839CG	—	58" x 39"
—	105839CL	—	—	—	59" x 39"
106347GO	106347CL	106347SE	156347CG	—	63" x 47"
—	106348CL	106348SE	—	—	63" x 48"
106548GO	106548CL	106548SE	156548CG	—	65" x 48"
107038GO	107038CL	107038SE	157038CG	—	70" x 38"
107041GO	107041CL	107041SE	—	—	70" x 41"
—	107347CL	—	—	—	73" x 47"
107348GO	107348CL	107348SE	157348CG	—	73" x 48"
107543GO	107543CL	107543SE	—	—	75" x 43"
107548GO	107548CL	107548SE	157548CG	207548HD	75" x 48"
107948GO	107948CL	107948SE	157948CG	207948HD	79" x 48"
109548GO	109548CL	109548SE	159548CG	209548HD	95" x 48"

CARGO SLIDES

PACK RAT® Drawer Units

- 14-Gauge steel top and sides allows 750 lb load rating
- 12-Gauge steel skids extra strength
- Anti-skid strips provide traction for workboots
- One-Touch® latch assembly easy, one-hand operation
- 5 Roll-out drawer easy access and organization

**AVAILABLE
FOR TRANSIT**

Part No.	Compartments	Dividers	Height	Width	Length
3013	3	12	12-3/8"	30"	24"
3033	4	12	12-3/8"	39-3/4"	24"
3043	2	6	8-7/8"	30"	48"
3053	1	6	8-7/8"	10-1/4"	48"
3063	2	12	8-7/8"	20"	48"
3073	3	18	8-7/8"	30"	48"
3083	4	24	8-7/8"	39-3/4"	48"
3343	2	6	12-3/8"	30"	48"
3353	1	6	12-3/8"	10-1/4"	48"
3363	2	12	12-3/8"	20"	48"
3373	3	18	12-3/8"	30"	48"
3383	4	24	12-3/8"	39-3/4"	48"

weather guard



JOTTO-CARGO SLIDE™

CARGO MANAGEMENT REDEFINED!



Heavy Duty

2,000lbs. Carrying Capacity

- Our Heavy Duty series is designed for daily serious cargo hauling
- Businesses needing a tough, easy-to-use slide with great utility will appreciate these models
- 139lbs. installed weight

Part No.	Dimension
4109071	95" x 49"

Medium Duty

1,200lbs. Carrying Capacity

- Our Medium Duty series is designed for general truck use
- Contractors, landscapers, outdoor enthusiasts, and more will enjoy the effortless sliding action of this popular series
- 105-114lbs. installed weight

Part No.	Dimension
4109037	95" x 49"
4109067	80" x 49"
4109055	76" x 49"

Aluma Plank

A series of lightweight, interlocking, high-grade aluminum planks to support your truck's payload

Part No.	Dimension
4109064	63"
4109061	76"



DELTA
JOBBOX StorAll

Steel Drawer Units
Extreme Durability,
Safety, and Versatility

Steel Drawer Units – 48" Long

Part No.	Body Width	Drawer Width	# Of Compartments
5" Deep Drawer			
664980	48"	45"	4
9" Deep Drawer			
668980	48"	45"	4



Up to 20% More Storage capacity than the competition

- Both Front-to-Rear sectional divider and bin dividers are adjustable



Grip-and-Release drawer stop safety system

- Allows you to safely open and close heavy drawers on sloped surfaces



Up To 50% More Drawer weight capacity than competitive product

- 650 lb. drawer weight capacity
- Drawer travels on 1,000 lb. rated rear roller bearings and 250 lb. rated front conveyor bearings. Rear bearings ride inside 12-gauge steel channels

KARGO MASTER®



PRO II Heavy Duty Steel Ladder Rack

- 1700-lb. load capacity
- Big 2" diameter x 0.083" steel tube frame is the strongest available
- Accessory full length bed rails, and numerous time saving accessories available
- Handy rear grab loops help you climb into truck bed
- Zinc primed beneath black marine powder-coat finish for superior corrosion protection
- Fits all full sizes trucks except stepside
- Fourth removable cross bar included
- No-drill clamp-on kit included



Part No.	Application
04000+01000	STD Cab Long Bed (8ft only)
06010 + 01000	Ext/Crew Cab Short Bed (6.5ft only)
06000 + 01000	Ext/Crew Cab Long Bed (8ft only)

Ford Super Duty uses the 01040 Leg and Bar Kit.

Part No.	Application
04000+01110	STD Cab Long Bed w/ Shell (8ft only)
06010 + 01110	Ext/Crew Cab Short Bed w/ Shell (6.5ft only)
06000 + 01110	Ext/Crew Cab Long Bed w/ Shell (8ft only)

Ford Super Duty uses the 01130 Leg and Bar Kit w/ Shell.



PRO IV Aluminum Rack - NO RUST!

- Eye candy for your truck! Smooth round tubes and joints; Competitors use "erector set" extrusions
- Big 2" Dia. x 0.120" T-6 aircraft alloy tube frame is strongest available
- Handy rear grab loops help you climb into truck bed
- Metallic silver powder with clear coat finish
- Accessory full length bed rails, and numerous time saving accessories available
- No-Drill Clamp-On kit included
- Fits all full size trucks except Stepside

Part No. 90000 - Fits 5.8ft to 8ft Beds



Heavy Duty Fleet Headache Racks

- ZINC primed with black powder-coat for superior corrosion protection
- Accessory "dog ears" included and light mounts available
- Rugged 2" W x .25" thick perimeter frame with 1-1/2" square steel tube vertical supports
- Heavy-duty 3/6"-dia. wire screen


Part No.	Application
35000	Louvered Cab Guard Rack for F-250/350, Ram
35020	Screened Cab Guard Rack for F-250/350, Ram
35010	Louvered Cab Guard Rack for GM, F-150, Tundra
35013	Louvered Cab Guard Rack for GM, F-150, Tundra White
35030	Screened Cab Guard Rack for GM, F-150, Tundra
35003	Louvered Cab Guard Rack for F-250/350, Ram White



PRO III Medium Duty Steel Ladder Rack

- 1000-lb. load capacity
- 1-5/8" diameter x 0.083" steel tube frame is plenty strong for ladders and moderate material loads
- 155" length supports long loads
- Zinc primed beneath black marine powder-coat finish for superior corrosion protection
- Accessory full length bed rails, and numerous time saving accessories available
- No-drill clamp-on mount kit included
- Fits all full sized and mini trucks except stepside


Part No.	Application
80000	All Full Size Trucks (fits 5.8-8ft bed lengths)
80020	All Mini Trucks (add Part No. 31270 w/ 2005+ Tacoma 6ft bed only)
80030	All Mini Trucks w/ Shell (will not fit 2005+ Tacoma)



Econo Truck Rack

- Big 2" dia. x 0.083" steel tube frame is strongest available
- Zinc primed beneath black marine powder-coat finish for superior corrosion protection
- Adjustable bar height - 24" or 27"
- No-drill installation
- Mount in front or back
- Fits all full to mini trucks except Stepside

Part No.	Application
30050	Full, Mid & Mini Trucks Without Caps (Single)
30060	Full, Mid & Mini Trucks With Cap (Pair)



Quick Pack Rack

- Big 1-1/2" x 0.083" square steel tube frame is strongest available
- Zinc primed beneath black marine powder-coat finish for superior corrosion protection
- Adjustable arm width
- Adjustable arm angle (horizontal or tilted)
- Fits all full to mini size trucks

Part No. 30090 - Quick Pack Ladder Rack

RACK SYSTEMS - TRUCK



Engineered to Deliver

Free Integrated
Toolbox Mount Kit



TracRac G2

Adjustable/Removable

TracRac G2 slides! Racks and accessories can be repositioned or removed in seconds.

Mounts Without Drilling

TracRac G2 mounts into the stake pockets for a safe and secure fit.

It's Built To Take A Beating

- TracRac G2 boasts a 1250 lb. capacity
- 100% rust free aluminum
- Dual-stage powder-coat finish

The TracRac® core system includes
base rails, rack and load stop/tie-downs

Base Rails	
Part No.	Application
21000	Full size pickups, long bed
21010	99-Up Ford Super Duty, long bed
21011	Toyota Tundra, long bed
21501	Full size pickups, short bed
21505	Toyota Tundra, short bed
21508	Ford SuperCrew
21509	99-Up Ford Super Duty, short bed

Overhead Rack	
Part No.	Application
4200002	Full size pickups
	Ford Super Duty/Dodge
4200003	Ram

Base Rails	
Part No.	Application
25100	Base Rail Tie Downs
25110	Crossbar Tie Downs
25700	Locking TracKnobs
25200	Toolbox Mount Kit



TracONE

Universal Fixed Rack

- Load Capacity: 800 lbs.
- High Density Polyurethane Loop Tie-downs (4)
- Damage-Free Single Axis Clamps
- Universal Fit (No Super Duty, Tacoma w/ additional kit)

Part No. 2700001

Part No.	Description
34000	Tacoma Mount Kit
41500	Tacoma Mount Kit w/ Tool Box Mount
41000	Tool Box Mount Kit



T-Rac G2

Professional-Grade Fixed Rack

- Load Capacity: 800 lbs.
- Aluminum Crossbar Tie-downs (4)
- Aluminum Arc Cleat (4)
- Damage-Free Single Axis Clamps with Free Integrated Toolbox Mount Kit

Part No.	Description
3000001	Compact
3000002	Full Size
	Super Duty & Dodge
3000003	Ram
3000004	Toyota Tacoma



TracVan

The Ultimate Van Rack System

- 500 lbs. capacity
- Aerodynamic design - no wind noise
- Extra wide base for strength and stability

Part No. 29055 - Includes 2 Crossbars, 4 Tiedowns

Part No. 29056 - Includes 3 Crossbars, 6 Tiedowns

CapRac

Racks for Truck Caps and Shells

- Sleek, low-profile stance, minimizes wind noise
- Swivel bracket and wedge gaskets adapt to tapered cap roofs
- Dual concealed fasteners provide straight forward installation

Part No. 29200 - Includes 2 Crossbars, 4 Tiedowns



See Pages 32 & 33 For More Tie-Downs & Security Products.

Ladder Rack Mounted Tie-Down

- 1,500 lbs. break strength
- 1-1/4" x 8"
- Part No. 05530



Steel Ladder Racks

- Rugged work rack is designed to carry 1,000 lbs. of materials, lumber, or ladders
- Heavy tubular steel construction with black ARMOR-TUF® Powder-Coating

Part No.	Application
1245	Full Size Pickups Short Bed*
1275	Full Size Pickups Long Bed*
Accessories	
10605	Crossmember (51"-56-1/2")

*Ford Super Duty Super Cab, GM, Dodge, and Ford-150 extended cab require separate purchase of #1247 Airfoil



- An innovative cargo rack system
- Uprights hide away when not in use and pop up in seconds for use with ladders, canoes, lumber, and any longer items
- More fuel efficient than typical ladder racks because they stow away when unneeded
- Installs easily with no drilling
- 3 applications available to fit most pickups
- Powder coated aluminum
- 500 lb capacity

Part No.	Description
951550	5.5' Bed (66")
951600	6.5' Bed (78")
951800	8' Bed (96")
951900	Tie-Down Strap Kit

Note: See catalog for precise fitments



RACK SYSTEMS - TRUCK



Service Body Racks

- Steel**
- 1,000 lb. capacity
 - Mount only on steel service bodies
 - Part No. 1225



- Aluminum**
- Front posts adjust in height and swivel to allow for easy positioning of ladder during placement
 - Part No. 14253

Truck Rack Systems



The Renegade XT

Universal Over The Cab Pickup Truck Rack

- 14-gauge square steel tubing
- Width adjustable from 55" to 86"
- Length adjustable to 120"
- Camper shell adapter plates included
- Removable rear bar
- Includes 3 crossbars
- Not for Super Duty or composite beds

*Weight Capacity - 1000 lbs. Mounted to the Rail and 750 lbs. Mounted using Camper Shell Adapter Plates

Part No.	Color	Description
81450	Black	Renegade with 27" High Posts
81452	Black	Renegade with 32" High Posts
81411	Black	Extra Bar
88414	Black	Stake Pocket Adapter Kit - Camper Shell Mount

Moonlighter Series

Removable Pickup Truck Rack

- **Steel Moonlighter**
1 3/4" & 1 1/2" 14 gauge square tubing, support arm telescopes from 24" to 36", 250 lbs. weight capacity
- **Diamond plate Moonlighter**
1 1/2" x 2" formed diamond plate tubing, 275 lbs. weight capacity
- **Extruded aluminum moonlighter**
1 3/4" square aluminum tubing, 250 lbs. weight capacity



Part No.	Color	Description
82502	Black	250 lb. Capacity, Set of 2
82503	White	250 lb. Capacity, Set of 2
62752	Diamond Plate	275 lb. Capacity, Set of 2
62502	Extruded Aluminum	250 lb. Capacity, Set of 2

RACK SYSTEMS - TRUCK



Utility Rack

- Rated to 500 lbs.
- Removable
- Utilizes Turnoverball Gooseneck Hitch for Single-Point Attachment
- Fits all Full Size Beds



Part No. 8040 - Utility Rack for Long Bed Trucks



250 lbs.
Capacity*



Universal Ladder Rack

- Easy to install and can be mounted on driver or passenger side
- Quickly removed for a clean look when not in use
- 250 lb. capacity (when evenly distributed and properly secured)

Part No. 2599123103

PILOT™ AUTOMOTIVE

Adjustable Cargo Rack

- Fully adjustable crossbar height 23.5" to 26.5"
- Heavy-duty powder-coat painted finish
- Easy installation

Part No. CG902

500 lbs.
Capacity*



Versatile Utility Cargo Rack

- Easy to install - mounts to either side of truck bed
- Adjustable length and tilt for customized use
- Heavy-duty powder-coat painted finish

Part No. CG901

250 lbs.
Capacity*



Headache Racks

- Round tube louvered design
- With or without rear cab window cut out
- Black powder coated



Part No.	Application	Description
H0001B*	99-13 Chevy Silverado/GMC Sierra 09-13 Ford F-150 09-14 Dodge Ram 1500	Headache Rack (RT) w/ cutout
H0003B*	02-13 Dodge Ram 2500/3500 07-14 Toyota Tundra	Headache Rack w/ cutout
H0005B*	99-13 Ford F-250/350 Super Duty 04-13 Nissan Titan Crew Cab	Headache Rack w/ cutout

* May also fit many older model vehicles
See in store for without window cut out design.



HDX Overhead Truck Rack

- Adjustable center cross bar included with each rack
- Removable rear bar
- Slotted leg mounts adjust to fit all models precisely
- Gussets and X-Brace design for superior strength
- Made of 2" round tube



Adjustable
Mounting

Part No.	Description	Bed Length
576005	Universal	Full Size Long Bed
576015	Ford	Super Duty Long Bed
576025	Universal	Short Bed
576035	Ford	Super Duty Short Bed



Removable Rear Bar



BACKRACK™

FUNCTION AND STYLE FOR TODAY'S TRUCKS

CAB PROTECTION

What's the difference between a BACKRACK™ and a Safety Rack?

Backrack™ is the original and brand name. Don't be fooled by imitations. Each Backrack™ product is manufactured, powder-coated, inspected, and packaged in our Oakville, Ontario facility.

- Digital laser measurements of interior surfaces offer a consistently perfect fit.
- Two horizontal flat steel bars to protect the window
- Easier to secure cargo to than Safety Rack
- Less width for load carrying than Safety Rack
- Generally cab height of truck for low-profile look
- More receptive to Light Brackets than Safety Rack

Part No.	Application
10519	07-14 Silverado/Sierra
10527	09-14 Dodge Ram 1500, 5.5 ft. Bed
10517	02-14 Dodge Ram
10501	99-14 Ford Super Duty
10512	04-14 Ford F-150
10518	08-14 Toyota Tundra

Add "TB" to end of Part No. to include Toolbox Brackets. Example: 10519TB



Backrack™

Safety Rack

Rear Bar

The Rear Bar converts your BACKRACK™ or Safety Rack into a ladder rack that looks great on your truck.



Part No.	Application
11519	07-14 Silverado/Sierra
11509	99-07 Silverado/Sierra
11527	09-14 Dodge Ram 1500
11517	02-14 Dodge Ram 8 ft.
11501	99-14 Ford Super Duty
11512	04-14 Ford F-150
11518	08-14 Toyota Tundra

Accessory Mounts

Part No.	Description
41000	Universal Accessory Bracket: 10-1/2" x 11-1/2" Base c/w 7/8" hole in center
41011	11 tools holder
41005	5 Tools holder
42005	Light adapter
41008	Support Bracket
91002*	Utility Light Bracket: Center Mount, 10.5" Base
91003*	Utility Light Bracket: Passenger Side, 10.5" Base
91002REC*	Utility Light Bracket: Center Mount, 16"x7" Base
91004	Arrow Stick Brackets, Pair
91005*	Spot Light Brackets, Pair
91006*	Light Bar Brackets, Pair
91007*	Utility Light Bracket: 16" x 7" Base
91008*	Antenna Mounting Bracket: 7/8" Hole in 3-1/2" square base

*Bolt-on or clamp-on installation for Backrack™ only, may require drilling for install on Safety Rack.



Louvered Rack

Part No.	Application
	04-14 Ford F-150
12500	07-14 Chevrolet Silverado 2500 HD 08-13 Toyota Tundra
12300	99-15 Ford F-250/350/450/550 Super Duty
12400	11-14 Ram 1500/2500/3500 04-14 Nissan Titan

Siderails

- Industrial grade tie-down capacity
- No-drill install on most models
- Low profile design on bedrail
- Compatible with rear bar
- Install with or without cab guard
- Fleet friendly and quick to install



6.5' Bed	8' Bed	Application
Part No.	Part No.	
65519	80519	07-13 Silverado/Sierra
65517	80517	02-14 Dodge Ram
65501	80501	99-14 Ford Super Duty
65512	—	04-14 Ford F-150
65520	80520	2014 Silverado/Sierra

Add "TB" to end of Part No. to include Toolbox Brackets. Example: 10519TB

Safety Rack

- Welded wire mesh to provide full window protection
- Wider carrying capacity above cab
- Each intersection of wire is welded to avoid rattling and provide strength
- Less flexibility to mount accessory light brackets than the Backrack™
- Sits higher above the cab than the BACKRACK™

Part No.	Application	Part No.	Application
10500 + 30119	07-14 Silverado/Sierra	10400 + 30117	02-14 Ram
10400 + 30109	99-07 Silverado/Sierra	10300 + 30201	99-14 Ford Super Duty
10400 + 30127	09-14 Ram 1500, 5.5 ft. Bed	10500 + 30112	04-14 Ford F-150
10400 + 30137	02-14 Ram 1500, 6.5 ft. Bed	10500 + 30118	08-14 Toyota Tundra



CAB PROTECTION



Protect-A-Rail® Cab Protectors

- Aluminum frame cab protector. Lightweight frame with 14-gauge steel louvers.
- Perfect fit



Steel louvered cab protector. 14-gauge steel louvers.

Part No. 1904302* - Full Size Pickups, White
Part No. 1904502* - Full Size Pickups, Black



Punched steel screen cab protector.

Part No. 1906302* - Full Size Pickups, White
Part No. 1906502* - Full Size Pickups, Black

Part No. 1905002*
 For Full Size Pickups
 Heavy-duty cab protector.

Part No. 1908*
 Full Size Pickups


*Installation Kits



White Part No.	Black Part No.	Application
1912301	1912501	94-Up Dodge Full Size Pickups
19133	19135	97-Up Ford F-150, 07-Up Toyota Tundra
1915301	1915501	99-Up Ford Super Duty, 96 and older Ford F-Series
19163	19165	99-Up Chevy/GMC Silverado/Sierra (Exc. 3500HD)

Cab Protector

- LED lights with chrome accents
- Pre-wired
- Tie-down bracket
- Grab handle
- Heavy duty steel construction
- Comes with mounting kit



Black Part No.	White Part No.	Application
7540BA	7540WA	88-14 Chevy/GMC 1/2-Ton Trucks
7540BA	7540WA	00-10 Chevy/GMC 3/4 and 1-Ton Trucks
7541BA	7541WA	11-14 Chevy/GMC 3/4 and 1-Ton HD Trucks
7500BA	7500WA	99-14 Ford 3/4 and 1-Ton SD Trucks
7501BA	7501WA	04-14 Ford 1/2-Ton Trucks
7520BA	7520WA	02-08 Dodge 1/2-Ton Trucks
7520BA	7520WA	03-09 Dodge 3/4 and 1-Ton Trucks
7522BA	7522WA	09-14 Dodge 1/2-Ton Trucks Except 5'7" Bed
7522BA	7522WA	10-14 Dodge 3/4 and 1-Ton Trucks Except 5'7" Bed
6001B	6001W	Light Bar Kit
6002B	6002W	Beacon Bracket



See Pages 17-20
 For Truck Rack Systems.



HDX™ Headache Rack

- 4 mounting tabs for lights or accessories
- Accommodates most major brand tool boxes
- 2" diameter round top tube facilitates ladder and cargo positioning
- Complete with bracket mount kit and hardware
- Can be used in conjunction with HDX™ ladder rack

Black Part No.	White Part No.	Year	Make	Model
578025	578023	07-14	Chevy	Silverado 1500/2500/3500 ^{1,4}
578035	578033	02-14	Dodge	Ram 1500 ^{2,4}
578035	578033	03-14	Dodge	Ram 2500/3500 ^{2,4}
578025	578023	09-14	Ford	F150 ^{1,4}
578025	578023	04-08	Ford	F150 ^{1,4}
578005	578003	08-14	Ford	F250/350/450/550HD Super Duty ^{3,4,5}
578025	578023	07-14	GMC	Sierra 1500/2500/3500 ^{1,4}
578025	578023	07-14	Toyota	Tundra ^{2,4}

See in store for footnotes



Part No. 95050TB

Matching Flow Through
 Tailgates Available

Aluminum Pickup Cab Rack

- 2.75" octagonal aluminum tubing with set of 2 tie downs.
- Integrated channel system offers many accessory possibilities.
- No drill installation into bed's stake pockets.
- NEW Texture Black finish available, signified with "TB"

Part No.	Description
95050(B)(TB)	With Mesh 1973-Up GM Silverado/Sierra 1973-Up Ford F-150/F-Series 2001-Up Dodge Ram - all 5.5' beds 1973-Up Dodge Ram 1500 - 6' & 8' beds
95050W(B)	Without Mesh
95054W(B)	Without Mesh - 1999-Up Ford SuperDuty
95057(B)(TB)	2010-12 Dodge 2500/3500 6' & 8' beds

Add "B" to part number for black finish.

Add "TB" for texture black finish (select part numbers only).

See Page 21 For More Lighting Brackets.



KC HiLITES

Back Up / Flood Lights System



- 2" x 6"
- 55 Watt Halogen bulbs
- Includes 40a Relay and wiring harness

Part No. 517



5" Round Lights

- Fog lights are AMECA approved for use in all 50 states and Canada
- Optical quality glass lens
- Two Axis Mounting adapts

Description	Pair Pack Part No.
100 Watt Long Range Kit, Black Housing	415
100 Watt Long Range Kit, Chrome Housing	417
100 Watt Clear Fog Kit, Black Housing	489



Matador Halogen with Grille & Switch

Mounting: Upright, Pedestal
Lamp Range: Close Range
Part No. H15470001



Oval 100 Halogen Double Beam

6.3" W x 3.9" H x 3.2" D
Mounting: Upright, Stud
Part No. H15161031



Work Lamp Rubber Halogen 4 3/4"

5" W x 5.5" H x 3" D
Mounting: Upright, Pendant
Lamp Range: Close Range
Part No. H15986021



Part No. 3775MB
Magnetic Mount, Blue

Low-Profile Gen III LED Mini Light Bar

- Designed to be waterproof for all weather conditions
- Six GEN III modules, each containing four 1-watt LEDs, which are long life, maintenance free
- Select from eight different light patterns
- Four magnets have adjustable positioning and are rubber covered



Part No. 3770MA
Magnetic Mount, Amber

Grote

Warning Lights

Part No.	Description
76033	Yellow, Tear Drop "Kojak" Light
77483	Supernova® LED Strobe
77913	Multi Use LED Warning Light



Light Brackets

Brackets for your Cab Guard.

- Part No. 1918 — Center Mount: 7-1/2" Round Base
- Part No. 1919 — Side Mount: 7-1/2" Round Base
- Part No. 1920 — Center Mount: 17" x 9-1/2" Rectangular Base



Q-Series LED Lights



- 4 LED light in a compact package can be used for anything
- With 1360 Lumens of light
- Pulling only 20 Watt

Part No.	Description
24411	Q - Flood
24421	Q - Spot
24451	Q - Diffused

Part No.	Description
54411	Q2 - Wide
54431	Q2 - Driving
54471	Q2 - Hyperspot

Suction-Cup Mounting Kit



- Built-in suction cups have a strong hold and can be used in all weather
 - Stainless steel
- Part No. - 40004



Ripper Xtreme LED Work Light

- Built for industrial and mining applications where a heavy-duty light is needed.
- Featuring 5 Watt LEDs for high light output along



Part No. - 4009974



Light Cannon LED

- Kits with 2 lights and harness available
 - Includes weatherproof deutsch connector, poly carbonate lens
 - Features a 25 watts LED technology, a spot beam pattern
- Part No. - 9151069



See Lighting Mounts
On Page 21 & 23

SoundOff Signal IIII[®] Smart Design.

LED Mini Bar



Part No. EPL7MAC
Part No. EPL7MAA

- Generation 3 LED mini bar
- 28 selectable flash patterns
- Magnetic or permanent mount
- Color or clear domes
- Available in solid or split color
- Fusion technology
- 5-year warranty
- 12' cable
- Dimensions: 14.16" x 8.27" x 1.90"
- Draws less than 2 amps

LED Intersector Light



Part No. ENT2B3A - Amber
Part No. ENT2B3W - White

- Patent design offers 180 degrees of visibility
- 9 Generation 3 LEDs per light head
- Options to mount under side mirrors or surface mount
- The most effective light to provide off angle protection for the side of your vehicle
- 30 flash patterns
- 5-year warranty
- Clear lens
- Can synchronize with up to 4 units
- Less than 1.5 amp draw

LED Lightbar



Part No. EMG2000 - Color lens

- Available with LED work lights and LED stop/tail/turns
- Available in lengths of 23", 36", 42", 48", 54", 60", 73"
- 21 flash patterns
- 5-year warranty
- Low amp draw
- Aluminum base
- Available in permanent, headache rack, or vehicle specific mount
- 3 Generation 3 LEDs in each inboard and work light module
- 6 Generation 3 LEDs in each corner module

NForce Perimeter Light



ENFSGS3XX Series

- The most versatile LED light on the market
- Adjustable mounting bracket
- Available in single, dual, or tri color
- Available in 6, 9, 12 or 18 LED
- 5-year warranty
- Clear lens
- Dimensions: 5" x 1.88" x 1.82"
- Also available in surface, recess, or windshield mount
- Can synchronize with multiple units

Ghost Perimeter Light

- The smallest footprint of any 6 LED on the market, the Ghost light can mount just about anywhere
- Light comes with three different mounting options: perm mount, edge mount, 3m tap mount



Part No. EGHST1M - Black /Amber
Part No. EGHST1A - Amber

- Solid or split colors
- Housing is available in black or white
- 33 flash patterns
- Clear lens
- Dimensions: 4" x 0.9" x 1.8"
- 5-year warranty
- Also available in surface, recess or rock mount housings
- Can synchronize with up to 4 units
- Draws less than .75 amps

LED Undercover Insert

- LED insert can be mounted in head light or tail light housings, or can be surface mounted with optional bezel
- Solid or split colors
- 6 Generation 3 LEDs
- 30 flash patterns
- Clear lens
- Can synchronize with up to 4 units
- 5-year warranty
- Draws less than 1 amp



Part No. ELUC2S010A - Amber
Part No. ELUC2S010R - Red
Part No. ELUC2S010W - White

LED Beacons

- Class 1 Generation 3 LED Beacon
- Available in permanent or magnetic mount
- Available in high (6") or low (4") dome
- Clear or colored dome
- 8 flash patterns
- 5-year warranty
- 6.3" aluminum base
- 1 amp draw
- 12 Generation 3 LEDs
- 11 foot cable
- 1300 Lumens of brightness



Part No. ELB45BCH0A - 6" Permanent
Part No. ELB45BCLOA - 4" Permanent
Part No. ELB45BMHAA - 6" Magnetic

LED Work Lights

- 6 Generation 3 LEDs
- 3-year warranty
- Draws 2 amps
- Flood light pattern produces 1000 Lumens of brightness
- Heavy duty aluminum housing with adjustable U-bracket mount
- Dimensions: 4.5" x 2.8"



Part No. ELB1000DBDFOW

- 8 Generation 3 LEDs
- 3-year warranty
- Draws 2 amps
- Flood light pattern produces 1000 Lumens of brightness
- Heavy duty aluminum housing with adjustable U-bracket mount
- Dimensions: 4" x 5.5" x 2.7"



Part No. EWLC1000SBDFOW

- 8 Generation 3 LEDs
- 3-year warranty
- Draws 2 amps
- Flood light pattern produces 700 Lumens of brightness
- Heavy duty aluminum housing with adjustable U-bracket mount
- Dimensions: 5.6" x 2.5" x 4.7"



Part No. EWLF0700DBDFOW

- 4 Generation 3 LEDs
- 3-year warranty
- Draws 1 amp
- Flood light pattern produces 500 Lumens of brightness
- Heavy duty aluminum housing with adjustable U-bracket mount
- Dimensions: 3.3" x 2.5"



Part No. EWLF0500DBDFOW

Interior Cargo Light

- 12" LED interior surface mount light
- 3 Generation 3 LEDs
- Draws 0.4 amps
- 5-year warranty
- Aluminum housings



Part No. ETULT12W

Luminix

High Power LED Bars

PUTCO™



Straight Luminix LED Light Bars

Part No.	Straight Luminix LED Light Bars	Wattage Per Bar	AMP Draw
10004	Luminix High Power LED Bar - 3.5" x 4.5" Block LED Lamp	18	1.5A
10006	Luminix 6" High Power LED Bar - 7.625" x .75" x 1.5" LED Light Bar 1800 lm	9	.75A
10010	Luminix 10" High Power LED Bar - 11.625" x .75" x 1.5" LED Light Bar 2,700 lm	27	2.25A
10020	Luminix 20" High Power LED Bar - 21.625" x .75" x 1.5" LED Light Bar 5,400 lm	54	4.5A
10030	Luminix 30" High Power LED Bar - 31.625" x .75" x 1.5" LED Light Bar 8,100 lm	81	6.75A
10040	Luminix 40" High Power LED Bar - 41.625" x .75" x 1.5" LED Light Bar 10,800 lm	108	9A
10050	Luminix 50" High Power LED Bar - 51.625" x .75" x 1.5" LED Light Bar 13,500 lm	135	11.25A
10060	Luminix 60" High Power LED Bar - 61.625" x .75" x 1.5" LED Light Bar 16,200 lm	162	13.5A
10070	Luminix 70" High Power LED Bar - 71.625" x .75" x 1.5" LED Light Bar 18,900 lm	189	15.75A

All Luminix LED Light Bars include one wiring harness, one rocker switch, and two sets of installation brackets in tall and short.

What's in the box?



Part No. - 10004
Luminix High Power LED Bar - 3.5" x 4.5" Block LED Lamp

Curved Luminix LED Light Bars - 6 Degree Radius



Part No.	Straight Luminix LED Light Bars	Wattage Per Bar	AMP Draw
10033	Luminix 30" Curved -31.625 x .75 x 1.5 w/ 1.5" Off Set Radius Measuring 6 degrees, 8,100 lm	81	6.75A
10046	Luminix 40" Curved-40.625 x .74 x 1.5 with 1.5 Off Set Radius Measuring 6' degrees 11,200 lm	112	11A
10055	Luminix 50" Curved-50.625 x .75 x 1.5 with 1.5 Off Set Radius Measuring 6 degrees 14,200 lm	145	12A
10063	Luminix 60" Curved-60.625 x .75 x 1.5 Off set Radius Measuring 6' degrees 16,800 lm	168	15A



Part No. 10055 - 50" Curved LED Light Bar



Part No. 2125 - Front Bumper Cradle Bracket
2014 Chevy Silverado LD

- Putco's High Power Luminix LED Light Bars deliver high quality, universal bright lighting that is 300% smaller than other light bars on the market.
- Each bar comes fully assembled and ready to mount on your truck, ATV, or to any area that you need high power LED lighting.
- Putco's Light Bars are constructed of black powder-coated 6061 billet aluminum, feature Nichia 5.4W LEDs, and focus lenses that concentrate the light beam path.
- The miniaturized size of this bar makes it ideal for installation in narrow openings.
- The bars are available in 5" - 70" lengths and include a wiring harness and standard mounting hardware.

High Power LED Tailgate Light Bar

- Best in market!
- Won't burn out! - Watertight, sealed led light tube.
- Light bar functions include: running light, brake light, turn signal and reverse.
- Patented universal clip system

Part No. 90009 - 60 60" LED Tailgate Light Bar

Part No. 90009 - 48 48" LED Tailgate Light Bar



Patented Universal Clip System



Improved waterproof sealed end.



Part No. 90009 -Y - Trailer Y-Harness Sold Separately

BED PROTECTION

BEDRUG

BEDTRED PRO SERIES

Heavy-Duty Protection

- Quick and easy, no-damage install
- Excellent impact protection
- Knee-friendly padded surface
- Textured non-skid finish

**NEW
ZIPPER
DESIGN**



BEDRUG

Ultra Tough Work Surface

Built For Exterior Use

- Looks and feels like carpet
- Oil and grease simply wash off
- Durable, can handle any cargo
- Knee-friendly padded surface

BEDRUG MAT

Versatile Work Surface

- Same durable material as the BedRug line
- Knee-friendly padded surface
- Non-skid fiber surface
- Available for Drop-In Liners, Spray-In Liners, and Non Liner applications

Pro Series	BedTred	BedRug	BedRug Mat*	BedRug Mat Tailgate Only	Application
1511100	BRC07CCK	BMC07CC	BMC07CC	BMC07TG	07-14 Silverado/Sierra (5'-8" Bed)
—	BRC07CCBMK	BMC07CC	BMC07CC	BMC07TG	07-14 Silverado/Sierra w/ Bed Management (5'-8" Bed)
1511110	BRC07SBK	BMC07SB	BMC07SB	BMC07TG	07-14 Silverado/Sierra (6'-6" Bed)
—	BRC07SBBMK	BMC07SB	BMC07SB	BMC07TG	07-14 Silverado/Sierra w/ Bed Management (6'-6" Bed)
1511120	BRC07LBK	BMC07LB	BMC07LB	BMC07TG	07-14 Silverado/Sierra (8' Bed)
—	—	BMC07LB	BMC07LB	BMC07TG	07-14 Silverado/Sierra w/ Bed Management (8' Bed)
—	BRC99SBK	BMC99SB	BMC99SB	BMC99TG	99-07 Silverado/Sierra Short Bed (6'-6" Bed)
—	BRC99LBK	BMC99LB	BMC99LB	BMC99TG	99-07 Silverado/Sierra Long Bed (8' Bed)
1513100	BRT09CCK	BMT09CC	BMT09CC	BMT02TG	09-14 Ram Crew Cab (5.7' Bed)
1513110	BRT02SBK	BMT02SB	BMT02SB	BMT02TG	02-14 Ram Regular, Quad, and Mega Cab (6.25' Bed)
1513120	BRT02LBK	BMT02LB	BMT02LB	BMT02TG	02-14 Ram Regular Cab (8' Bed)
1512130	BRQ09SCSGK1	BMQ04SC	BMQ04SC	BMQ04TG2	09-14 F-150, SB (5.5' Bed)
1512140	BRQ09SBSGK1	BMQ04SB	BMQ04SB	BMQ04TG2	09-14 F-150, SB (6.5' Bed)
1512150	BRQ09LBSGK1	—	—	—	09-14 F-150, LB (8' Bed)
1512100	BRQ04SCK2	BMQ04SC	BMQ04SC	BMQ04TG	04-08 F-150, SB (5.5' Bed)
1512110	BRQ04SBK2	BMQ04SB	BMQ04SB	BMQ04TG	04-08 F-150, SB (6.5' Bed)
1512120	BRQ04LBK2	—	—	—	04-08 F-150, LB (8' Bed)
—	BRQ99SBK	BMQ99SB	BMQ99SB	BMQ99TG	99-14 F-250/350 Super Duty, SB (6.5" Bed)
—	BRQ99LBK	BMQ99LB	BMQ99LB	BMQ99TG	99-14 F-250/350 Super Duty, LB (8' Bed)
—	BRR93SBK	BMR93SB	BMR93SB	BMR93TG	93-11 Ranger, SB (6' Bed)
—	BRN04CCK	BMN04CC	BMN04CC	—	04-14 Nissan Titan Crew Cab (67.1" Bed)
—	BRY07SBK	BMY07SB	BMY07SB	BMY07TG	07-14 Toyota Tundra Short Bed (65" Bed)
—	BRY07RBK	BMY07RB	BMY07RB	BMY07TG	07-14 Toyota Tundra Regular Bed (77" Bed)
—	BRY07LBK	BMY07LB	BMY07LB	BMY07TG	07-14 Toyota Tundra Long Bed (97" Bed)
BTY05SBK	BRY05SBK	BMY05SB	BMY05SB	—	05-14 Toyota Tacoma Reg/Access Cab/DC (73.5" Bed)

*At the end of the Part No. add: "S" for Spray-In application or "D" for Drop-In application.

- 1 Fits 09-11 F-150 w/ Tailgate Step.
- 2 Fits 09-11 F-150 w/o Tailgate Step.
- 3 09-11 Model equipped with optional Tailgate step will require tailgate section of the BedRug to be trimmed off.



TRAILERWARE

PREMIUM WALL PROTECTION

- Stain & Oil Resistant
- Looks and feels like carpet
- Easy custom install

Premium Kits

Provides enough material and trim for side walls, front bulkhead, beaver tail and wheel wells.

Part No. 8010140 - 10 TO 14-FOOT

Part No. 8010240 - 15 TO 24-FOOT

Part No. 8010280 - 25 TO 28-FOOT

Part No. 8010320 - 29 TO 32-FOOT

Standard Kits

Provides enough material and trim for side walls only.

Part No. 8010241 - 15 TO 24-FOOT

Part No. 8010281 - 25 TO 28-FOOT

Part No. 8010321 - 29 TO 32-FOOT

28-FOOT PREMIUM KIT



BED PROTECTION



NOW WITH
EXTREME
SKID RESISTANCE



- Up to twice the skid resistance of other drop in or spray on bedliners
- Deep, rich UV protected finish that means you don't have to sacrifice appearance for real protection
- Rib design guards against dents & scrapes and allows water to drain away from the bed
- Resists gasoline, oils and most chemicals
- Innovative features like molded-in board holders for stacking and tailgate cupholders
- Custom fit with no drill installation* and tie down hole caps*



Under Rail Part No.	Over Rail Part No.	Truck Model	Truck Model	Type	Size
Chevy / GMC					
61020SRX	71025SRX	2007-13	Silverado	Long	8' 0"
61022SRX	71022SRX	2007-13	Silverado	Std	6' 6"
61024SRX	71023SRX	2007-13	Silverado	Short	5' 8"
61020SRX	71024SRX	2007-13	Sierra	Long	8' 0"
61022SRX	71020SRX	2007-13	Sierra	Std	6' 6"
61024SRX	71021SRX	2007-13	Sierra	Short	5' 8"
61020SRZX	—	2014	Silverado / Sierra w/o Cargo Lamp	Long	8' 0"
61022SRZX	—	2014	Silverado / Sierra w/o Cargo Lamp	Std	6' 6"
61024SRZX	—	2014	Lamp	Short	5' 8"
61028SRX	—	2014	Silverado / Sierra w/ Cargo Lamp	Long	8' 0"
61027SRX	—	2014	Silverado / Sierra w/ Cargo Lamp	STD	6' 6"
61026SRX	—	2014	Silverado / Sierra w/ Cargo Lamp	Short	5' 8"
61106SRX	51106SRX	2004-12	Colorado / Canyon	Short	6' 0"
61107SRX	51107SRX	2004-12	Colorado / Canyon Double Cab	Short	5' 0"
Dodge					
62014SRZXX	—	2009-14	Ram DS -- 1500 Series	Long	8' 0"
62016SRZXX	—	2009-14	Ram DS -- 1500 Series	Short	6' 4"
62017SRX	—	2009-14	Ram DS -- 1500 Series	Short	5' 7"
62014SRZXX	—	2010-14	Ram DS -- 2500 / 3500 Series**	Long	8' 0"

Under Rail Part No.	Over Rail Part No.	Truck Model	Truck Model	Type	Size
62016SRZXX	—	2010-14	Ram DS -- 2500 / 3500 Series**	Short	6' 4"
62018SRX	—	2009-14	Ram Box DS - 1500 Series	Short	5' 7"
62019SRX	—	2012-14	Ram Box DS - 1500 Series	Short	6' 4"
Ford					
63010SRZX	—	2004-14	F-150 (w/o Cargo Mgmt)	Long	8' 0"
63011SRZX	—	2004-14	F-150 (w/o Cargo Mgmt)	Short	6' 6"
63012SRZX	—	2004-14	F-150 Super Crew (w/o Cargo Mgmt)	Short	5' 6"
63006SRX	—	1999-14	F-250 / F-350	Long	8' 0"
63007SRX	—	1999-14	F-250 / F-350	Short	7' 0"
63006SRZX	—	2008-14	F-250 / F-350 w/ Bed Extender	Long	8' 0"
63007SRZX	—	2008-14	F-250 / F-350 w/ Bed Extender	Short	7' 0"
Nissan					
87001SRX	—	2004-14	Titan King Cab	Short	6' 6"
87002SRX	—	2004-14	Titan Crew Cab	Short	5' 6"
Toyota					
80007SRX	—	2007-14	Tundra	Long	8' 0"
68007SRX	—	2007-14	Tundra	STD	6' 6"
68009SRX	—	2007-14	Tundra	Short	5' 6"
80008SRX	—	2007-14	Tundra w/ Cargo Mgmt	Long	8' 0"
68008SRX	—	2007-14	Tundra w/ Cargo Mgmt	STD	6' 6"
68010SRX	—	2007-14	Tundra w/ Cargo Mgmt	Short	5' 6"

** Ram DS 3500 Dually - Built after 2/25/13, bedliner applications not available

WHEEL WELL LINERS



Penda Wheel Well Liners offer heavy duty protection that helps prevent damage from on- and off-road debris, including rocks, dirt, salt and tar as well as weather elements like snow and slush. These rear wheel well liners also enhance the trucks appearance with a finished look and provide added sound dampening. Easy, no drill installation with a custom fit.

Part No.	Year	Application
Ford Wheel Well Liners		
7010240X	2009-14	Ford F150 series
7010260X	2011+	Ford F250 super duty
7010250X	2015+	Ford F150 series (coming soon!)
General Motors Wheel Well Liners		
7010230X	2014+	GM Silverado 1500 Series
7010234X	2014+	GM Sierra 1500 Series



With Wheel Well Liner



Without Wheel Well Liner

BLACK ARMOUR



Bed mats are **1/2" thick** and weigh up to 100lbs. They are the biggest and baddest mat around

Part No.	Description	Year	Bed
619THK	Chevy/GMC - Silverado / Sierra - CCSB	'07-13	5.5'
620THK	Chevy/GMC - Silverado / Sierra - SB	'07-13	6.5'
621THK	Chevy/GMC - Silverado / Sierra - LB	'07-13	8' *
61914THK	Chevy/GMC - Silverado / Sierra - CCSB	2014	5.5'
62014THK	Chevy/GMC - Silverado / Sierra - SB	2014	6.5'
62114THK	Chevy/GMC - Silverado / Sierra - LB	2014	8' *
565THK	Ford - F250 / F350 Super Duty - LB	'99-ON	8' *
570THK	Ford - F250 / F350 Super Duty - SB	'99-ON	6.5'
520THK	Ford - F150 - LB	'04-ON	8' *
521THK	Ford - F150 - SB	'04-ON	6.5'



- Custom fitted mats
- Checker-plate texture
- 100% Recycled rubber
- Lifetime limited warranty

Part No.	Description	Year	Bed
522THK	Ford - F150 Super Crew - XSB	'04-ON	5.5'
600THK	Dodge/Ram - Ram 1500 / 2500 / 3500 (also 2002 Ram 1500) - LB	'03-ON	8' *
601THK	Dodge/Ram - Ram 1500 / 2500 / 3500 (also 2002 Ram 1500) - SB	'03-ON	6.5'
626THK	Dodge/Ram - Ram Box Model - SB	'09-ON	5.7'

BED PROTECTION



Tailgate Protectors

- Designed to protect the top of your tailgate from dents and scratches
- Corrosion-resistant Brite-Tread aluminum



Brite-Tread

Part No.	Application
2119	07-13 Silverado/Sierra (w/flared tailgate)
2121	07-13 Silverado/Sierra (w/rounded tailgate)
2111	99-06 Silverado/Sierra (w/flared tailgate)
2116	99-06 Silverado/Sierra (w/rounded tailgate)
2122	14 Silverado/Sierra
2145	10-14 Dodge Ram 2500/3500
2145	09-14 Dodge Ram 1500
2143	02-08 Dodge Ram Pickup ('02 1500 model only)
2148	97-04 Dakota Pickup
2109	09-14 Ford F-150
2138	08-14 Ford Super Duty
2137	99-07 Ford Super Duty
2136	93-11 Ranger Pickup

Brite Tread Front Bed Cap

Protects the front edge from shifting cargo.

Part No.	Application
5220	07-13 Chevy Silverado/GMC Sierra
5201	99-07 Chevy Silverado/GMC Sierra (07 Classic Model Only)
5201	88-00 Chevy/GMC Pickup (C/K)
5243	03-09 Dodge Ram 2500/3500
5243	02-08 Dodge Ram 1500
5241	73-02 Dodge Ram Pickup (02 2500/3500 models)
5231	73-97 Ford Pickup (not 97 F-150)
5222	14 Chevy Silverado / GMC Sierra



Brite-Tread Bed Caps

Brite-Tread Features:

- Constructed of heavy-gauge aluminum
- Powder-coated to prevent oxidation

No Holes		w/ Holes	
Part No.	Part No.	Application	
11984	11986	07-13 Chevy Silverado 6' bed	
11985	11987	07-13 Chevy Silverado 8' bed	
11974	11976	07-13 GMC Sierra 6' bed	
11975	11977	07-13 GMC Sierra 8' bed	
11990	11992	99-06 Silverado/Sierra 6' bed	
11991	11993	99-06 Silverado/Sierra 8' bed	
31964	31966	09-14 Dodge Ram 6' bed	
31965	31967	09-14 Dodge Ram 8' bed	
31980	31982	03-08 Dodge Ram 1500 6' bed	

No Holes		w/ Holes	
Part No.	Part No.	Application	
31981	31983	03-08 Dodge Ram 1500 8' bed	
31964	31966	10-14 Dodge Ram 2500/3500 6' bed	
31965	31967	10-14 Dodge Ram 2500/3500 8' bed	
31980	31982	02-09 Dodge Ram 2500/3500 6' bed	
31981	31983	02-09 Dodge Ram 2500/3500 8' bed	
21960	21962	09-14 Ford F-150 Pickup 6' bed	
21961	21963	09-14 Ford F-150 Pickup 8' bed	
21988	21987	99-14 Ford Super Duty Pickup 6' bed	
21990	21989	99-14 Ford Super Duty Pickup 8' bed and Dually	

WeatherTech®

UnderLiner™ 32U0000 Series

WeatherTech® UnderLiner™ provides added protection by creating a .065" thick semi-soft protective barrier between the rigid drop-in bed liner and the painted surface of your truck bed.



TechLiner™

- Fits to the exact contours of the truck bed
- Prevents scratches, dents, paint damage and rust
- 100% recyclable, odorless material
- Chemical and UV resistant
- Prevents cargo from shifting --Aids in cargo loading/unloading



Year	Make	Model	Bed Length	Size	Part No.
2009 - 2015	Ford	F250 Super Duty	8' (96")	Long Bed	39601
1999 - 2015	Ford	F250 Super Duty	6'9" (81.8")	Medium Bed	38209
2004 - 2014	Ford	Ford F150	8' (96")	Long Bed	39602
2004 - 2014	Ford	Ford F150	6'6" (78")	Medium Bed	37804
2004 - 2014	Ford	Ford F150	5'6" (66")	Short Bed	36603
2007 - 2015	Chevrolet/ GMC	1500 Silverado/ Sierra	5'9.25"(69.3")	Short Bed	36905
2007 - 2015	Chevrolet/ GMC	1500 Silverado/ Sierra Standard	6'6.6"(78.7")	Medium Bed	37807
2009 - 2014	Dodge	Ram 1500	5'7" (67")	Short Bed	37608
2009 - 2014	Dodge	Ram 1500	6'4" (76")	Medium Bed	36706

Tailgate Liner Sold Separately

PlastiKote®
THE PERFECT FINISH™



Non-Skid Truck Bed Liner

- Part No. 264 — 16.5 oz. can, Black
 Part No. 265G — Gallon, Black
 Part No. 265GK — Complete Kit, includes paint and tools

BED PROTECTION



Tailgate Caps & Covers Also Available

Bed Caps/Covers

- Protects bed rails against damage
- Gives vehicle a finished factory look
- Install quickly and easily with 3M tape
- Matching bedcaps available

With Holes		Without Holes		Year	Make	Description
Ribbed	Smooth	Ribbed	Smooth			
Part No.	Part No.	Part No.	Part No.			
Chevrolet						
7201104	7241104	7200104	7240104	07-13	Silverado 1500	78.7 in./6 ft. 6.7 in. Bed
7201157	7241157	7200157	7240157	07-13	Silverado 1500	97.6 in./8 ft. 1.6 in. Bed
7201114	7241114	7200114	7240114	07-13	Silverado 1500	69.3 in./5 ft. 9.3 in. Bed
7201157	7241157	7200157	7240157	14	Silverado 2500 HD	97.6 in./8 ft. 1.6 in. Bed
7201104	7241104	7200104	7240104	14	Silverado 2500 HD	78.7 in./6 ft. 6.7 in. Bed
7201157	7241157	7200157	7240157	14	Silverado 3500 HD	97.6 in./8 ft. 1.6 in. Bed
Dodge						
7201451	7241451	7200451	7240451	04-09	Ram 1500 Pickup	76.3 in./6 ft. 4.3 in. Bed
7201441	7241441	7200441	7240441	04-09	Ram 1500 Pickup	98.3 in./8 ft. 2.3 in. Bed
7201451	7241451	7200451	7240451	04-09	Ram 2500 Pickup	76.3 in./6 ft. 4.3 in. Bed
7201441	7241441	7200441	7240441	04-09	Ram 2500 Pickup	98.3 in./8 ft. 2.3 in. Bed
GMC						
7201115	7241115	7200115	7240115	07-13	Sierra 1500	69.3 in./5 ft. 9.3 in. Bed
7201147	7241147	7200147	7240147	07-13	Sierra 1500	97.6 in./8 ft. 1.6 in. Bed
7201105	7241105	7200105	7240105	07-13	Sierra 1500	78.7 in./6 ft. 6.7 in. Bed



Available With Or Without Stake Pocket Holes



Ribbed



Smooth

SWITCHBLADE



Part No.	Year	Model	Bed Length	Box
Chevrolet				
SWC0303	88-13	C/K/Silverado, Heavy Duty [^] , & '14 Heavy Duty	6' 6"	SB
SWC0404	88-13	C/K/Silverado, Heavy Duty [^] , & '14 Heavy Duty	8' 0"	LB
SWC3250	04-14	Silverado 1500 Crew Cab	5' 8"	XSB
SWC95A17	2014	Silverado/Sierra 1500	6' 6"	SB
SWC96A18	2014	Silverado/Sierra 1500	8' 0"	LB
Dodge				
SWD77A01	09-14	Ram 1500 Crew Cab	5' 6"	XSB
SWD7833	09-14	Ram	6' 3"	SB
SWD7936	09-14	Ram	8' 0"	LB
Ford				
SWF2843	04-14	Super Crew / SuperCab	5' 6"	XSB
SWF29A20	04-14	F-Series Light Duty	6' 5"	SB
SWF3042	04-14	F-Series Light Duty	8'	LB
SWF6985	08-14	F-Series Super Duty	6' 9"	SB
SWF7084	08-14	F-Series Super Duty	8' 1"	LB
Toyota				
SWT5379	07-14	Tundra CrewMax (*2)	5' 5"	XSB
SWT5173	07-14	Tundra Regular & Double Cab (*2)	6' 5"	SB
SWT5274	07-14	Tundra Regular & Double Cab (*2)	8'	LB

- Continuous Tension Spring™ helps cover retract smoothly and easily in just seconds
- Removable canister for total truck bed access and maximize cargo capacity
- Cover features Pace's ArmorTek™ construction – a weather-resistant, padded polymer bonded to rigid aluminum panels. Provides hard cover security with a "soft top" look
- Full width handle makes opening or closing the cover from either side a breeze

- Convenient Pull Strap. No need to climb into truck bed to operate
- No-drill, clamp-in design for quick and drill-free installation
- Easy to install and remove – anytime, anywhere. Only tools needed are a Phillips Screwdriver and 7/16" Wrench



Retractable Utility Bed Cover

Available in Manual & Electric

- Designed specifically for service body applications, fits most 8' and 9' models
- Secure, attractive storage for tools and equipment
- Made of tough, black, powder-coated aluminum panels, interlocked for strength and durability
- Cover retracts into a front canister for full, easy access to the truck bed
- Fully secure when closed even when the tailgate is unlocked

Electric Cover Features

- Electromagnetic brake locks the cover in any position
- Drive system release mechanism allows opening during a power failure or emergency
- Patented silicone weather hinge provides a tight seal between aluminum panels
- Operating switch can be located in the cab, an exterior locking compartment or both

Available by special order. Each cover is built to fit your specific application.



TONNEAU COVERS



- Roll-X is a rock solid hard tonneau cover that gives you full unobstructed use of your entire truck bed
- Locking rail design ensures that the entire cover is locked down from the cab all the way to the tailgate on both sides, merely by closing the cover



Roll-X Part No.	Year	Model	Cab	Bed size Inches
36100	2007 - 13	Chevy Silverado 1500	Crew Cab 1500 4 door	68
36101	2007 - 13	Chevy Silverado & C/K	Regular, Extended & Crew Cab 4 door	77
36102	2007 - 13	Chevy Silverado & C/K	Regular, Extended & Crew Cab 4 door	96.25
36203	2002 - 13	Dodge Ram 1500	Regular, Quad, Crew & Mega Cab	74.5
36203	2010 - 13	Dodge Ram 2500	Regular, Quad, Crew & Mega Cab	74.5
36204	2010 - 13	Dodge Ram 2500	Regular, Quad, Crew & Mega Cab	96.5
36309T	2008 - 14	Ford F150 w/ track system	Super Crew 4 door	66
36309	2004 - 14	Ford F150	Super Crew 4 door	66
36309	2010 - 14	Ford F150 Raptor	Super Cab & Super Crew 4 door	66
36307T	2008 - 14	Ford F150 w/ track system	Regular, Super Cab & Super Crew 4 door	77.75
36307	2004 - 14	Ford F150	Regular, Super Cab & Super Crew 4 door	77.75
36308	2004 - 14	Ford F150	Regular & Super Cab	96.25
36504	2004 - 14	Nissan Titan	King Cab	77.25
36409T	2007 - 13	Toyota Tundra w/ track system	Crew Max	65
36409	2007 - 13	Toyota Tundra	Crew Max	65
36410T	2007 - 13	Toyota Tundra w/ track system	Double Cab	77
36410	2007 - 13	Toyota Tundra	Double Cab	77
36411T	2007 - 13	Toyota Tundra w/ track system	Regular Cab & Double Cab	96
36411	2007 - 13	Toyota Tundra	Regular Cab & Double Cab	96



Made from tough aluminum panels, BakFlip G2 hard tonneau covers offer fantastic security, operate easily from either side of the truck, handle any kind of climate, provide full access to stake pockets, and most importantly, offer 100% unobstructed access to your entire truck bed. Hauling large items in your truck is never a problem.



BAKFlip G2 Part No.	Year	Model	Cab	Bed size Inches
26100	2007 - 13	Silverado 1500	Crew Cab 1500 4 door	68
26101	2007 - 13	Silverado & C/K	Regular, Extended & Crew Cab 4 door	77
26102	2007 - 13	Silverado & C/K	Regular, Extended & Crew Cab 4 door	96.25
26207RB	2009 - 14	Ram 1500 With Ram Box	Crew Cab (New Body) 4 door	66.75
26207	2009 - 14	Ram 1500 W/O Ram Box	Crew Cab (New Body) 4 door	66.75
26203	2002 - 14	Ram 1500	Regular, Quad, Crew & Mega Cab	74.5
26203	2010 - 14	Ram 2500	Regular, Quad, Crew & Mega Cab	74.5
26204	2010 - 14	Ram 2500	Regular, Quad, Crew & Mega Cab	96.5
26309	2004 - 14	F150	Super Crew 4 door	66
26307	2004 - 14	F150	Regular, Super Cab & Super Crew 4 door	77.75
26308	2004 - 14	F150	Regular & Super Cab	96.25
26409	2007 - 13	Tundra	Crew Max	65
26410	2007 - 13	Tundra	Double Cab	77



PUTCO™



Traditional Locker




Oval Nylon



BOSS Nylon



Black Locker




Traditional Nylon



SSR Nylon



CrossRail




BOSS Locker



SSR Rails



Pop-up Locker



Diamond Donuts

- Made of solid CNC Billet Aluminum these handy
- Diamond Donut adapters makes it quick and easy to install a set of side rails into a toolbox.
- Just drill a carefully measured hole in the toolbox, mount the adapter with gasket on the toolbox and attach your side rail.
- Sold in pairs.
- Available in Chrome or Black.
- All installation hardware and instructions included.
- Sizes available to accommodate 1.75", 1.9" and 2.0" diameter rails.
- The 1.75" Diamond Donut will fit Putco's Traditional, SSR, PopUp, Nylon Traditional and NylonSSR Locker Side Rails.

Part No. 5954381

Boss Bars



CARGO MANAGEMENT



AnchorTrax

- Provides 1,000 lb. working strength
- Powder-coated T6 aluminum, tracks can be mounted anywhere
- Perfect for pickup trucks and trailers

Part No. 3375 - Universal Truck Bed Kit: Includes 2 6' tracks, 4 sliding loops and all necessary hardware

Part No. 3276 - 6' Track

Part No. 3376 - 6' Track, Black

Part No. 3370 - Single Sliding Loop



Ratchet Tie-Downs

Part No. 04622



Part No. 05506



Trailer Tie-Down Systems

Keeper E-Track products are designed to hold wheeled vehicles and equipment for safe and secure transportation.

Part No. 04304



Part No. 04316

Part No. 04223



Part No. 04110



Hi-Test™ abrasion-resistant webbing exceeds break strength and withstands the most demanding applications.

Part No.	Break Strength	Color	Size
04622	10,000 lbs.	Yellow	2" x 27'
05508V	900 lbs.	Red	1" x 10' 4 Pack
05511	900 lbs.	Red	1" x 10' 2 Pack
85512	1,200 lbs.	Yellow	1" x 13'
85513	1,200 lbs.	Red	1" x 13'

Part No.	Break Strength	Color	Size
05514	1,500 lbs.	Blue	1" x 14'
05516	3,000 lbs.	Blue	1" x 16'
05519	5,000 lbs.	Yellow	1-3/4" x 15'
05526	10,000 lbs.	Yellow	2" x 27'

Part No.	Break Strength	Size/Description
04105	6,000 lbs.	2" x 7' w/Flat Snap Hooks
04110	6,000 lbs.	2" x 10' w/Twisted Snap Hooks
04223	6,000 lbs.	2" x 24" Axle Strap
04304	6,000 lbs.	24" E-Track, 12-Gauge Steel
04316	6,000 lbs.	2" x 7" Tie-Off w/E-Track Fitting & D-Ring
04512	6,000 lbs.	2" x 5.5' Dollie Over-the-Wheel Tie-Down
04513	6,000 lbs.	2" x 5.5' Over-the-Wheel TD fits 6" to 9" Tires



Hide-A-Hook

- Patented "now you see it, now you don't" design
- Tough black powder-coat or stainless steel finish
- Up to 400 lbs. of tensile strength

Part No.	Application
5000042X	09-14 Dodge Ram; 97-14 Ford F-Series, Stainless Steel
5000054X	09-14 Dodge Ram; 97-14 Ford F-Series, Black
5000093X	99-14 Silverado/Sierra, Stainless Steel
5000094X	99-14 Silverado/Sierra, Black
5000020X	Universal, Stainless Steel
5000053X	Universal, Black

Tie Downs



Part No. WTD823
Clamp-On Mount



Part No. WTD810
Stake Pocket Mount



Stake Pocket Anchors

Part number 92509 fits all trucks with or without bedliners, including Dodge Rams.

Part No. 92509 - Universal rust-free chrome

Part No. 92522 - Oversized chrome anchor Point (Ram, Silverado/Sierra)



Pocket-Lok™ Universal Tie Down System

- Installs in minutes with no drilling
- 500 lb. rated capacity

Part No. 13400 - Universal



Highest Rated Cargo Net In The Industry

Exterior Restraint System

Firmly secure truck bed cargo. Used in the oil and gas industry, survey and seismic sectors, and for government and military projects.

Part No.	Application
QABSBN	73" W x 79" L, Short Box Restraint
QABLBN	73" W x 99" L, Long Box Restraint
QABSBD	73" W x 79" L, Short Box Detachable Mesh
QABLBD	73" W x 99" L, Long Box Detachable Mesh




CARGO MANAGEMENT



TrekStep™ Rear-Mount Retracting Step for Rear of Truck Bed

Retracting Step for Rear of Truck Bed

- Works with tailgate up OR down, leaves hitch free for trailer or other accessories
- Easily extends down 6 inches and to the side of truck bed with push of your foot
- Simple, no-drill installation
- Heavy-duty 300 pound load capacity



TrekStep Rear-Mount shown in motion

Part No.	Application
7530015	Chevy/GMC Silverado/Sierra & Silverado/Sierra HD 07-14
7530415	Dodge Ram 2500/3500, 03-09
7530615	Dodge Ram 2500/3500, 10-14
7530315	Ford F-250/350/450 Super Duty, 00-14
7530515	Toyota Tundra 07-13



One-Key Lock Technology

- Works With YOUR Vehicle's Key!
- Insert your key, turn once, and lock learns your key
- No extra keys to carry or lose
- Automotive-grade security and corrosion resistance
- Patented and made in the USA
- Limited Lifetime Warranty



6' Cable Lock Part No.	Padlock Part No.	Toolbox Handle Part No.	Description
7018450	7018517	7022696	GM Vehicles to 06
7023719	7108518	7022697	07-13 GM Vehicles
7018451	7023537	7023547	2014 GM Vehicles
7018452	7108519	7022698	06-Up Ford Vehicles
7023721	7108520	7022699	90-14 Dodge and Jeep® Vehicles
7023720	7023539	7023549	93-14 Toyota Vehicles
	7023538	7023548	95-14 Nissan Vehicles



Pop & Lock products help prevent your tailgate and contents from being stolen. With over 40 models to choose from and new designs in the works, you can bet Pop & Lock has a product to fit your truck.

Manual Locks

The Pop & Lock manual tailgate lock is customized to be integrated into current OEM tailgates. Offering both traditional and full handle replacement designs, Pop & Lock installs in minutes and gives your truck a factory look. A terrific add-on to a truck cap or tonneau cover.

NOW FEATURING:

Operates with YOUR Vehicle Key!

AVAILABLE ON SELECT GM (PL1350C) AND TOYOTA MANUAL (PL5400 series) LOCKS!

Part No.	Year	Make/Model
PL1300	07-13	Chevy Silverado/GMC Sierra 1500 New Body
PL1300	08-Up	Chevy Silverado/GMC Sierra 2500/3500 New Body
PL1310	07-13	Chevy Silverado/GMC Sierra 1500 New Body
PL1310	08-Up	Chevy Silverado/GMC Sierra 2500/3500 New Body
PL1700	04-Up	Chevy Colorado/GMC Canyon
PL2500	99-Up	Ford F-250/350 w/o Factory Lock
PL2500	97-Up	Ford F-150 w/o Factory Lock
PL5400	05-14	Toyota Tacoma with Bolt Codeable Technology Black
PL5500	05-14	Toyota Tacoma Standard Lock Black

See Pages 1-10 For Tool Boxes.



Multi-Use Versatile Cable Lock

TRIMAFLEX cable with a locking cinching feature.

Part No. VMAX6 — 6 ft. / 10 MM



Quadra Braid TRIMAFLEX Cables

Part No. TDL1212 — 12 ft. / 12 MM

Part No. TDL1510 — 15 ft. / 10 MM

Part No. TDL815 — 8 ft. / 15 MM



Part No. VMAX6

Fifth Wheel Lock

Part No. TFW55
Security for unattended Fifth Wheel Trailers



Master Lock



Truck Bed Security U-Bar



Part No. 8287DAT
Fits with no drilling onto the tie down locations in the pick-up truck bed for:

- Ford F-Series (02-Up)
- GMC/Chevy 1500/2500 (02-Up)
- Toyota Tundra (05-Up)
- Dodge Ram & Dakota (06-Up)

Steel Braided Cable

- Stronger than twisted cables
- Vinyl coating on cable won't scratch or mark

Part No. 78DPF — 10mm, 6-ft.



CARGO MANAGEMENT

LUND

Folding Aluminum Arched Ramp



Part No. 602013
Each

- Arched and extra-long length for easier loading of lawn tractors and other equipment
- Heavy-duty design – 750 lb. distributed load capacity per ramp
- 12 3/8" x 118" design folds in half with carrying handle for convenient storage



Bi-Fold Ramp

- 750 lb. distributed load capacity per section provides up to 50% more capacity than competitive products
- 30" x 69" and 30" x 77" Bi-Fold designs fold to 15-inch width and can be taken apart

Part No.	Description
602003	69" 1500 lb. Capacity
602004	69" 1500 lb. Capacity Over Pack Box
602005	77" 1500 lb. Capacity
602006	77" 1500 lb. Capacity Over Pack Box

Ramp Kit

- All hardware included for easy installation
- Attaches to 2" x 8" or 2" x 10" wood planks to create an economical set of ramps (Wood planks sold separately)
- Sold in sets of 2"

Part No. 602002



RAMPARTS
By HIGHLAND

- Turn ordinary 2 x 8s, 2 x 10s, or 2 x 12s into a sturdy, rust-proof, all-purpose pair of ramps using your own lumber
- Protective pads prevent tailgate from being scratched

Part No.	Description
Professional Series Ramp Kits	
07251	Ramp Tops for 2 x 8 to 2 x 10 boards
11251	Ramp Tops for 2 x 12 boards
Ramp Kits	
07001	Ramp Tops for 2 x 8 to 2 x 10 boards
11001	Ramp Tops for 2 x 12 boards
11005	Ramp Tops & Bottoms for 2 x 12 boards



Ramp Mat Kit

Part No. 05612

HIGHLAND

RAMPCHAMP

Ramp Kits

- TRAControl non-slip surface
- Heavy-duty composite structural technology delivers superior 750 lbs. per ramp performance
- Telescopes from 66" to 98" for ease of storage
- Raised edge keeps tires on ramp

Part No. 11200 - Pair

Part No. 11201 - Single Ramp



PILOT
AUTOMOTIVE

Lock It Up.

These Tailgate locks have been designed to give your truck an OE look while securing the tailgate to help prevent theft. These patented tailgates locks are perfect for truck caps and tonneau covers.

Part No.	Application
Chevy/GMC	
LH008	07-15 Silverado/Sierra 1500/2500 HD/3500
LH003	99-06 Silverado/Sierra 1500/2500/3500
Dodge	
LH005	97-11 Dakota
LH007	02-08 Ram 1500
LH007	03-09 Ram 2500/3500
LH006	94-01 Ram 1500
LH006	94-02 Ram 2500/3500



HIGH IMPACT PLASTIC BEZEL WITH THE ORIGINAL FACTORY LOOK LOCKS THE HANDLE TO KEEP TAILGATE FROM OPENING



AMP RESEARCH Innovation in Motion™
from Lund International™

NEW

BedXtender HD™ Max

- Rugged glass-reinforced nylon composite uprights
- Instantly adds up to 2 feet of length to your truck bed
- Classic u-shape design for maximum cargo capacity



Part No.	Description
7481501A	07-13 Silverado
7481301A	04-14 F-150, 07-14 Tundra
7481401A	94-14 Ram
7481101A	05-14 Tacoma

AMP RESEARCH Innovation in Motion™
from Lund International™

Bed Step® Bumper Step

- Frame-mounted tailgate access step
- Engineered to support loads up to 300 pounds

75300 Series






Ultra-Fab Products, Inc.
Ellettsville, Indiana

Ultra Tongue Jacks

Super strong jacks feature up to 4,000 Lb of lifting power, 18" travel stroke, hardened steel gears, features quick drop extension, LED light provides handy after-dark illumination, includes emergency crank socket.

- Repositioned lamp focuses light directly on hitch area
- New brighter LED light also uses less energy



Part No. 38944037

- 7-way power plug.
- Draws power from tow vehicle.
- Perfect for trailers with no on-board battery.

Part No. 38944016

- Fits 2" and 2" mounting holes
- 6" footpad prevents sinking

Part No. 38944017

- Fits 2" mounting holes
- 6" footpad prevents sinking
- Exclusive dual Site-Lites™ provide handy after dark illumination.
- Emergency crank socket included.

Weight Distribution Hitch

Balances weight between trailer and tow vehicle, creates smoother ride, keeps tow vehicle level, minimizes fishtailing, durable black powder coated finish, rugged steel construction, tapered round bar design, adjustable high - low shank provided. Repositioned lamp focuses light directly on hitch area.

Part No. 35946226 - 1,000 lb model

Part No. 35946227 - 1,400 lb model



Pintle Hook Mounts

- Converts receivers for use with pintle-type trailers, quickly and easily
- Provides mounting for both ball and pintle and rigid type pintle hooks



Part No.
63056

Part No.	Shank	Rating (lbs.) GTW/TW	Shank Length	Shank Dia.	Hole Sets
63056	Hollow	6,000/600	7-5/8"	2"	3
63057	Solid	12,000/1,200	7-5/8"	2"	4
63058	Solid	8,000/8,000	11-3/8"	2"	7
63059	Solid	12,000/1,200	11-3/8"	2"	4
45156*	Hollow	12,000/1,200	7-3/4"	2-1/2"	3
45294*	Forged	18,000/2,000	8-1/2"	2-1/2"	4

*Titan™ pintle hook adapter mount. **Super Titan™ pintle hook adapter mount.

Pintle Hooks

- Includes mounting hardware

Part No.	Description
63013	5 Ton, 2,000 lbs. max. vertical load, 10,000 lbs. GTW
63014	10 Ton, 4,000 lbs. max. vertical load, 20,000 lbs. GTW
63015	15 Ton, 6,000 lbs. max. vertical load, 30,000 lbs. GTW
63016	30 Ton, 14,000 lbs. max. vertical load, 60,000 lbs. GTW
63032	Replacement Hardware Mounting Kit

Pintle Hook Combination Hitches

- Includes mounting hardware

Part No.	Description
63010	1-7/8" Combo Hitch, 16,000 lbs. GTW, ball rating 6,000 lbs.
63011	2" Combo Hitch, 16,000 lbs. GTW, ball rating 10,000 lbs.
63012	2-5/16" Combo Hitch, 16,000 lbs. GTW, ball rating 14,000 lbs.
63032	Replacement Hardware Mounting Kit

BOLT
BREAKTHROUGH ONE-KEY LOCK TECHNOLOGY

5/8" Receiver Lock

Works With YOUR Vehicle's Key!

- Insert your key, turn once, and lock learns your key
- No extra keys to carry or lose
- Automotive grade security and corrosion resistance
- Patented and made in the USA
- Limited Lifetime Warranty



Part No.	Description
7018446	07-13 GM Vehicles
7023582	2014 GM Vehicles
7018447	06-Up Ford Vehicles
7018448	90-14 Dodge and Jeep® Vehicles
7023584	93-14 Toyota Vehicles
7023583	95-14 Nissan Vehicles



TOWING




Class V Titan™ Receivers

Rated up to 18,000 lbs.

- 2-1/2" square receiver tube opening
- Designed for full-size long wheelbase trucks, vans, and utility vehicles with full frames and heavy-duty suspensions
- All frame attachments
- Pin, clip, and receiver tube cover included
- Welded electrical bracket included



Part No.	Application	WC/WD*
45300	11-13 Chevy Silverado / GMC Sierra 2500HD/3500HD	18,000 / 18,000
45022	01-10 Chevy Silverado / GMC Sierra 2500/3500	13,000 / 17,000
45293	01-10 Chevy Silverado / GMC Sierra 2500/3500	18,000 / 18,000
45288	03-11 Dodge Ram 2500/3500	12,000 / 14,000
	99-15 Ford F-250/350 Super Duty; 08-11 Ford F-450 Super Duty	18,000 / 18,000



See Towing Catalog For More Products.

Class IV Ultra Frame™ Receivers

- 2" square receiver tube opening
- Designed for full-size long wheelbase trucks, vans, and utility vehicles with full frames and heavy-duty suspensions
- All frame attachment
- J-Pin® ready



Part No.	Year	Model
41929	03-12 Dodge Ram (except 09-10 1500)	12,000/15,000
75691	09-14 Ford F-150	6,000/12,000
41931	99-14 Ford F-250/350 Super Duty	12,000/15,000
	99-14 Ford F-450/550 Super Duty Cab & Chassis	6,000/12,000
41547	10-14 Ford Transit Connect	3,500/4,000
75527	07-14 Toyota Tundra	6,000/8,000
41935	2007-2013 Toyota Tundra	12,000/14,000

*WC - Weight Carrying / WD = Weight Distributing



R16 & R20 Fifth Wheel Hitches

- New control handle eliminates separate latch and high visibility for system lock and load
- Pin mounting holes better align with current rail kits, reducing looseness
- Improved head funneling for king pin to latch
- Patent pending king pin indicator is highly visible

Part No. 30866 - R16 - 16,000 lbs. Gross / 4,000 lbs. Pin Weight Capacity

Part No. 30867 - R20 - 20,000 lbs. Gross / 5,000 lbs. Pin Weight Capacity

Part No. 30869 - R16 - 16,000 lbs. Gross / 4,000 lbs. Pin Weight Capacity, with Round Tube Slider

Part No. 30870 - R20 - 20,000 lbs. Gross / 5,000 lbs. Pin Weight Capacity, with Round Tube Slider

Pin Weight Capacity, with Round Tube Slider



Fifth Wheel Harness Available!



Fifth Wheel Lube Plate

- Large surface for extra protection

Part No. 83002 - Fifth Wheel 10" Lube Plate for Select Series™

& Pro Series™ Fifth Wheels

Part No. 83001 - 12" Lube Plate for Select Plus & Signature Series



Fifth Wheels Pro Series™ 15K Fifth Wheel

- Rounded slide bar for automatic latching with cushion grip handle
- 4-way pivoting head for easier hookup on uneven ground
- Jaw handle with tab for padlock security (padlock not included)
- Vertically adjusts from 13" to 17" to best match-up with different trailers
- 15,000 lbs. towing capacity, 3,750 lbs. pin weight capacity
- Optional Slider available

Part No. 30056



Part No. 30056 - 30095, 4-Bolt*

Part No. 30128 - 30035, 10-Bolt*

Part No. 30076 - 30095, 4-Bolt*

Part No. 30129 - 30035, 10-Bolt*

*Rail and installation kit included

Weight Distributing Hitches

High-Performance Trunnion Style

- Raised hitch ball platform eliminates the need for raised hitch balls
- Easy-to-use serrated washers for head adjustment
- Forged ball platform and spring bar mounts
- Rated up to 1,200 lbs. TW and 12,000 lbs. GTW
- Limited lifetime warranty



Part No.	Description	Gross Trailer Wt.	Tongue Wt.
66020*	Weight Distributing Hitch	10,000 lbs.	600 lbs.
66021*	Weight Distributing Hitch	10,000 lbs.	800 lbs.
66022*	Weight Distributing Hitch	12,000 lbs.	1,200 lbs.
66131	Weight Distributing Hitch Bar	15,000 lbs.	1,500 lbs.

* Hitch bar sold separately.



Part No. 47284



Reliance™ Plug-In Simple Brake Control

Cuts installation time by hours

- Allows for quick removal
- Fully Digital, % of power read-out
- Lifetime Warranty
- 4-Brake capacity, Short-proof protected



Part No. 47294



Agility™ Plug-In Simple Brake Control

- Advanced Proportional Braking Technology
- Inertia accelerometer instantly activates brakes
- 6-Brake capacity, Short-proof protected



Part No. 90885

Prodigy® P2 1 To 4 Axle Trailers

- Works proportionally in reverse - with the ability to disable when not needed
- "Boost" feature gives users the ability to apply more initial trailer braking power

B&W TRAILER HITCHES



30,000 lbs. Trailer Weight
7,500 lbs. Tongue Weight



The Original Turnover Ball™ Gooseneck Hitch

- Convert to a level bed in seconds and have full use of your truck bed!
- Precise fit and installation for all full-sized trucks
- Easy installation - No Bed Removal Required
- Only a four-inch hole in the bed

Convert your B&W Gooseneck hitch to a 5th Wheel with the Companion™

Part No.	Application
1012	11-14 Chevrolet & GMC 3/4 & 1 Ton HD Long & Short Bed Trucks
1062	01-07 Chevrolet & GMC 1 Ton Truck (With 2 bed crossmembers over the axle) 07-10 Chevrolet & GMC 1 Ton (New Frame & Body) (With 1 bed crossmember over the axle)
1067	01-10 Chevrolet & GMC 3/4 Ton Heavy Duty Short & Long Bed
1111	11-14 Ford F-250/350 Super Duty/F-450 w/factory installed bed
1108	99-10 Ford 3/4 & 1 Ton Super Duty Long and Short Bed Trucks 2008 F-450 w/ factory installed bed 06-12 Dodge 1/2, 3/4 & 1 Ton Mega-Cab Trucks
1307	10-12 Dodge 3/4 & 1 Ton Long Bed Gas Engine Trucks
1314	13-14 Dodge Ram 3500 1 Ton Long & Short bed Trucks.
1257	07-13 Toyota Tundra All Beds
1208	04-14 Nissan Titan All Beds

Accessories also available. Also available to fit other years and makes.



Tow & Stow Receiver Hitch

B&W's Tow & Stow is adjustable in height and has multiple ball sizes.



Part No.	Actual Adjustment		Ball Size
	Drop	Rise	
Model 6			
TS10033B	3 Inches	3-1/2 Inches	2-5/16" x 2"
TS10035B	3 Inches	3-1/2 Inches	1-7/8" x 2"
TS10047B	3 Inches	3-1/2 Inches	2" x 1-7/8" x 2-5/16"
Model 8			
TS10037B	5 Inches	5-1/2 Inches	2-5/16" x 2"
TS10038B	5 Inches	5-1/2 Inches	1-7/8" x 2"
TS10048B	5 Inches	5-1/2 Inches	2" x 1-7/8" x 2-5/16"
Model 10			
TS10040B	7 Inches	7-1/2 Inches	2-5/16" x 2"
TS10049B	7 Inches	7-1/2 Inches	2" x 1-7/8" x 2-5/16"
Model 12			
TS10043B	9 Inches	9-1/2 Inches	2-5/16" x 2"
TS10050B	9 Inches	9-1/2 Inches	2" x 1-7/8" x 2-5/16"
Pintle			
TS10055	5 Inches	5-1/2 Inches	Pintle Hitch 2" Ball
TS10056	5 Inches	5-1/2 Inches	Pintle Hitch 2-5/16" Ball

Part No.	Actual Adjustment		Ball Size
	Drop	Rise	
Chrome Model 6			
TS10033C	3 Inches	3-1/2 Inches	2-5/16" x 2"
TS10047C	3 Inches	3-1/2 Inches	2" x 1-7/8" x 2-5/16"
Chrome Model 8			
TS10037C	5 Inches	5-1/2 Inches	2-5/16" x 2"
TS10048C	5 Inches	5-1/2 Inches	2" x 1-7/8" x 2-5/16"
Accessories			
TS35010	Stainless Steel Replacement Pins for TS Models		
TS35020	Silencer Pad		
TS35100B	Draw Bar		
TS10051	2" Pintle Ball Chrome		
TS10052	2-5/16" Pintle Ball Chrome		
TS35005	Nitrotec Replacement Pin for TS Models		

RACK SYSTEMS - VAN



Also For
Sprinter
Vans



All-Purpose Racks

- Versatile and rugged, our All-Purpose Racks create a space for all the long equipment you need to carry
- Velcro straps assist in securing your ladder for transport
- Anti-wear protection on crossmembers protect ladders and building materials during transport

White Aluminum Part No.	White Steel Part No.	Description	Application
Full Vans			
2093	2053	2-Crossmember	92-14 Ford, 96-14 GM, 02 & Older Dodge and Newer Ford, '96 And Newer GM
2293	2163	3-Crossmember	Up to 2013 Vehicle Models
Sprinter Van			
—	2053	2-Crossmember	03-06 Sprinter w/ Std. Roof
Mini/Compact Vans			
2183*	—	2-Crossmember	Ford 03-Older Windstar/04-11 Freestar
2183*	—	2-Crossmember	GM 05-Older Astro / 06-11 Uplander
2183*	—	2-Crossmember	Dodge Grand Caravan
—	2203*	2-Crossmember	GM 05-Older Astro Van
Accessory Crossmember			
20973	20563	Crossmember	Up to 2014 Vehicle Models

*Through-the-roof mounting.




See Pages 35-37
for Towing
Products.

Aluminum Quick Clamp Racks

Dual Clamp on Street & Curb Side

Our Quick Clamp Racks are engineered to make loading and unloading your ladder an easy one-person operation. Lean the front of the ladder against the front hook and swing the back up onto the rack. Close the gas spring-assisted Quick Clamp and you're ready to roll.

Part No.	Description
234301	Quick Clamp (Dual) Full-Size Vans
236301	Quick Clamp (Single) Full-Size Vans
224301	Quick Clamp (Dual) Compact Vans



AVAILABLE
FOR TRANSIT

Accessory Cross Member

Accommodates short ladders and provides additional support.

Part No.	Description
233301	Full-Size Vans
226301	Mounting Bracket Kit for Ford Transit Connect



Interior Sliding Ladder Rack

Provides quick and easy storage inside your van, enclosed trailer, or cube van. Rugged and durable, this rack fits an 8-foot step, extension, or multi-position ladder and can be mounted to the roof or side panel.

Part No. 250





EZ-GLIDE® System Racks

No more climbing your van before you climb your ladders. With just a twist of a lever, the EZ-GLIDE® System delivers your ladder to the right spot for back-saving loading and unloading. And when the work is done, another twist is all it takes to have the ladder packed away and ready to roll. Maximum ladder weight of 75 lbs. per drop-down assembly.

Part No.	Application
252302	96-14 GM Full Size Van
251302	92-14 Ford Full Size Van
251302	02 and Older Dodge Full Size Van

Driver's Side Drop Down Kit

The driver's side drop-down kit is universal and fits the EZ-GLIDE® System racks by unbolting the driver side end posts and bolting the kit in place.

Part No. 255 — Fits all Full Size Van EZ-GLIDE® System Racks



Ladders

The Werner 6200 Series Stepladders are design for professional contractors and industrial users. These ladders offer a full set of rear horizontals and heavy duty internal spreaders. Each TRACTION-TRED® step is slip resistant and double riveted. Fiberglass rails are non-conductive for working near electricity

Part No.	Description
6204	4' Ladder
6206	6' Ladder
6208	8' Ladder
6210	10' Ladder
D62242	24' Ladder
D62282	28' Ladder



Professional Extension Ladder

- Lightweight
- Wide angled rungs, angled to create level footing
- Gives same climbing height as a 16 feet extension ladder
- Store easily inside your vehicle or truck

Part No. 1600EP – 12.5 Feet
Part No. 1800EP – 14.5 Feet



RACK SYSTEMS - VAN



- Easy installation
- Steel and aluminum models
- High weight capacity
- Accessories available
- Patented clamping system
- High-gloss powder-coat finish

Van Rack Systems

800 Series - Steel - Gutter Mount - 5" Wide Uprights

- 1-3/4 Square Telescoping
- 14-Gauge Steel Cross Rails
- Cargo Positioners included
- Adjustable from 54" to 66 1/2"

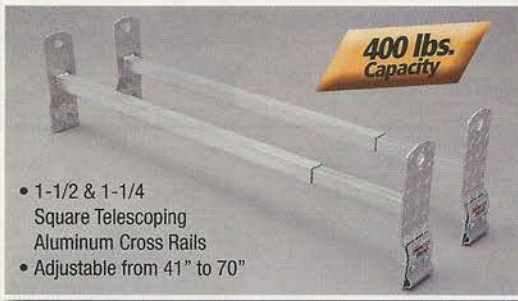
Part No.	Color	Description
88002	Black	2 Cross Rails
88003	White	2 Cross Rails
84001	Black	3rd Center Rail (Flat Roof)
84003	White	3rd Center Rail (Flat Roof)
84921	Black	3rd Center Rail (Ford Curved Roof)
84923	White	3rd Center Rail (Ford Curved Roof)



800 lbs. Capacity



400 Series - Aluminum Gutter Mount - 4" Wide Uprights



400 lbs. Capacity

- 1-1/2 & 1-1/4 Square Telescoping Aluminum Cross Rails
- Adjustable from 41" to 70"

Part No.	Color	Description
64002	Alum.	2 Cross Rails
62921	Alum.	3rd Center Rail (Ford-Curved Roof)

600 Series - Steel - Gutter Mount 4" Wide Uprights

- 1/2 and 1-1/4 Square Telescoping
- 14-Gauge Steel Cross Rails
- Adjustable from 41" to 72"

Part No.	Color	Description
86002	Black	2 Cross Rails
86003	White	2 Cross Rails
83001	Black	3rd Center Rail (Flat Roof)
83013	White	3rd Center Rail (Flat Roof)
83921	Black	3rd Center Rail (Ford Curved Roof)
83923	White	3rd Center Rail (Ford Curved Roof)



600 lbs. Capacity




300 Series - Steel & Aluminum Roof Mount - 4" Wide Uprights



300 lbs. Capacity

- 1-1/2 & 1-1/4 Square Telescoping 14-Gauge Steel and Aluminum Cross Rails
- Adjustable from 40" to 68"



Part No.	Color	Description
83002	Black	2 Cross Rails
83003	White	2 Cross Rails
63002	Alum.	2 Cross Rails

660 Series - Steel Gutter Mount - 5" Wide Uprights

- 1-1/2" and 2" Formed Diamond-Plate Aluminum Cross Rails, Oversized Length for Custom Fit
- Cargo Positioners included

Part No.	Color	Description
66602	Alum.	2 Cross Rails
63392	Alum.	3rd Center Rail (Ford-Curved Roof)



660 lbs. Capacity

Cargo Positioners

- Haul your ladders with no shifting around
- Includes 2 positioners with hardware



Part No. 66101
Aluminum

Part No. 88101
Steel



RACK SYSTEMS - VAN



Your Vision....Our Expertise



100% Aluminum Van Uplifts

Shelves



Low Roof Shelf Module
Lengths: 36, 48, 60, 72, 84 & 96 (inches)



High Roof Shelf Module
Lengths: 36, 48, 60, 72, 84 & 96 (inches)



Adjustable Door
Lengths: 36, 48, 60, 72, 84 & 96 (inches)



Lock In Lock Out Drawers
Lengths: 36 & 48 (inches)



Work Bench Module
Lengths: 36 & 48 (inches) Wood or Alu. Top

Limited Lifetime Warranty

Drawers



Large Drawer Module
Dimensions: 19.75H x 16W x 48D (inches)



Small Drawer Module
Dimensions: 6H x 18W x 48D (inches)



Top Edge Crown For Drawers Module
Dimensions: 3H x 18W x 48D (inches)



Locker Module
Dimensions: 44 or 58H x 18W x 18D (inches)



Center Console
(Base not included)
Dimensions: 16H x 13.5W x 18D (inches)

Unparalleled Durability

Partitions



Low Roof Perforated Safety Partition
For most vans/optional door



Low Roof Solid Safety Partition
For most vans/optional door



High Roof Perforated Safety Partition
For most vans/optional door



High Roof Solid Safety Partition
For most vans/optional door



Tilting Vise Module
(Vise not included)
Dimensions: 32.75H x 12W x 2D (inches)

Lightweight


Accessories



Organizer With Dividers
(aluminum installation mount included)
Dimensions: 2.5 or 4.5H x 16.5W x 13D (in)



Spray Can Holder
Dimensions: 4.5H x 16W x 4D (inches)



Caulking Tube Holder
Dimensions: 5H x 16W x 3.5D (inches)



Tilting Hardware Module
Dimensions: 30H x 16W x 5D (inches)



Lateral ladder & Step Ladder Rack
For ladder & stepladder



RACKS & STORAGE

Commercial Van Shelving

EZ Adjustable Modular Shelving

- Convenient formed shelf supports and permanent "pressed-in" fasteners enable assembly in 15 minutes
- Contoured end panels provide flush fit to van side
- Contoured Full Steel shelf back provides quiet convenience and additional strength
- Each shelf comes with built-in 2" lip to contain cargo



Part No. 48420
42" W x 46" H x 14" D Gray

KARGO MASTER®

Partitions & Screens

- 16 gauge, hemmed panels and special supports add rigidity
- Window Screens
- 9 gauge wire is thickest available - secures cargo area windows
- Matte, Grey, No-Glare Powdercoat finish



Shelf Unit Accessories

Part No.	Description
EZ Adjustable Modular Shelving	
48420	42"W X 46"H x 14"D
48424	42"W X 60"H x 14"D (Tall Sprinter, Nissan NV, Pro Master & Transit)
4826T	26"W X 46"H x 14"D
4832T	32"W x 46"H x 14"D (Includes Transit Connect mounts)
48420	42"W x 46"H x 14"D
Shelf Unit Accessories	
40010	Shelf Door Kit 42"
40070	Steel Drawer Cabinet (2 Drawer) - 20"W x 12"H x 13.5"D
40080	Steel Drawer Cabinet (3 Drawer) - 20"W x 12"H x 13.5"D
40060	J-Hook

Part No.	Description
Partitions	
40640	Full Size Van Center Panel - Wing Kit Required - Grey
4064C	GM Wing Kit - Grey
4064F	Ford Wing Kit - Grey
4061T	Transit Connect - Complete Partition - Grey
4061S	Sprinter Van - Complete Partition - Grey
Window Screens	
4070C	GM Hinged Side Door
4071C	GM Sliding Side Door
4072C	GM Rear Door
4070F	Ford Hinged Side Door
4071F	Ford Sliding Side Door
4072T	Ford Transit Connect Rear Doors
4072F	Ford Rear Door



Additional Van Equipment Available

Refrigerant Tank Rack
3 Tier
Part No. 40200

Refrigerant Tank Rack
4 Tier
Part No. 40100



Door Kit For
42" Wide Shelf Unit
Part No. 40010



Driver Data File
Part No. 40210

Plastic Shelf Bin
Part No. 40130



Shelf Dividers
Part No. 40030 - Upper Shelf Dividers (set of 5)
Part No. 40050 - Lower Shelf Dividers (set of 5)



Driver Data File
Part No. 40220



The JottoDesk is an ergonomic, multi-adjustable swing arm desk used as a platform for mobile professionals to secure and comfortably use a notebook computer in the vehicle.

AVAILABLE FOR TRANSIT

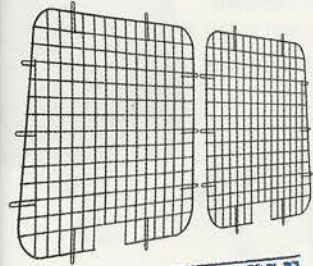
- Part No. 4255466R** - 03-Up Chevy Express / GMC Savana Van
- Part No. 4255133R** - Universal Mount Cable-Dock®, 12" Rod
- Part No. 4255212R** - Universal Mount Cable-Dock®, 10" Rod
- Part No. 4255582R** - 10-Up Ford Transit Connect
- Part No. 4255585R** - 10-Up Ford F-150 all Trims
- Part No. 4255586R** - 11-Up Ford F-250, F-550



INTERIOR STORAGE/PROTECTION



Window Screens



AVAILABLE FOR TRANSIT

Part No.	Application	Qty.
Side Door Hinged		
88021	92-14 Ford Full-Size Van	2
88027	96-14 GM Full-Size Van	2
Side Door Sliding		
88023	92-14 Ford Full-Size Van	1
88026	96-14 GM Full-Size Van	1
88046	10-13 Ford Transit Connect	2
Rear Door Hinged		
88022	92-14 Ford Full-Size Van	2
88028	96-14 GM Full-Size Van	2
88045	10-13 Ford Transit Connect	2
Side Rear Window		
88047	10-13 Ford Transit Connect	2

Polycarbonate Window Bulkheads

Window bulkheads offer unmatched visibility and comfort while providing occupant protection and cargo security. Screen bulkheads offer weight savings without compromising on safety.

Part No.	Application
96101301	Full Size Vans
96121301*	Sprinter Van
96201301*	Nissan NV Van

* Fits Both Standard And High Roof Model



Cab Command Center

Rethought and repurposed. Not a file box, but a between-seat Cab Command Center! Plenty of room for your laptop and hanging files. Handy clip board on lid and extra storage for personal items. Power Pass® electrical pass-thru grommet lets you keep everything charged while you're on the road. Our D-Handle lock keeps everything safe when you're on the job. Easy to release interior latch lets you take it when you need it.

Part No. 9012301



See Pages 15-16 for Pack Rat® & Other Drawer Units.

Itemizer® Drawer Units

- ITEMIZER® Drawer Units offer a perfect lightweight storage solution for mounted drawers glide open to offer full extension

Part No. 3183 - 4 Drawer Unit, H: 6-3/4" / L: 49" / W: 48"



WALL TO WALL PROTECTION



- Protection from the B-pillar to the rear of the cargo area including wall and wiring harness
- Dent, scratch and gouge resistance protects the sheet metal from shifting loads
- Light weight, easy cleaning of surface
- Smooth transition between headliners
- Easy installation



Part No.	Year	Application
Sprinter Van Panels (Fits Freightliner and Mercedes vehicles - High roof only)		
DVS4250164X	2007+	Sprinter 144" Wheel Base Van Panel System
DVS4250165X	2007+	Sprinter 170" Wheel Base Van Panel System
DVS4250166X	2007+	Sprinter 144" Wheel Base Van Panel No Door
DVS4250167X	2007+	Sprinter 170" Wheel Base Van Panel No Door
DVS4250171X	2007+	Sprinter 170" Extended Wheel Base Van Panel System
DVS4250172X	2007+	Sprinter 170" Extended Wheel Base Van Panel No Door
DVS4250170X	2007+	Sprinter 144" & 170" Van Doors Only
Nissan NV Van Panels (Fits 1500, 2500 and 3500 - High and low roof vehicles)		
NVS4250160X	2012+	Nissan NV Van Panel System
NVS4250161X	2012+	Nissan NV High Roof Van Panel System

BEDRUG VanTred

VanRug Part No.	VanRug Maxi Van Part No.	VanTred Part No.	VanTred Maxi Van Part No.	
Chevrolet/GMC				
VRG96	—	VTRG96	—	96-14 Express/Savana Std
—	VRG96X	—	—	96-14 Express/Savana Extended
Ford				
VRF92	—	VTRF92	—	92-14 E-Series Van Std
—	VRF92X	—	VTRF92X	92-14 E-Series Van Extended
VRTC10	—	VTTC10	—	2010 Ford Transit Connect *Fits Van & Wagon Model*
VRTC11	—	VTTC11	—	11-13 Ford Transit Connect *Fits Van Models Only*
Nissan	—	VTNV11	—	11-14 NV



INTERIOR STORAGE

Full Size Van Packages




CONTRACTOR PACKAGE

We know contractors and remodelers need flexibility to adjust their van storage to fit the job. WEATHER GUARD® Van Solutions packages are customizable for your work needs now, and in the future. You'll have flexibility with our tool-less adjustable shelves, a variety of storage cabinets, and handy accessories.



	Part No.	Description	Qty.
	1	96101301 Full Size Van Bulkhead	1
	2	8866 Fire Extinguisher	1
	3	9380302 Secure Storage Shelf Unit With Door	1
	4	9914301 4 Drawer Cabinet	1
	5	9909301 Parts Cabinet 9 Bin	1
	6	9345-3-02 Van Shelf Unit 46" High X 52"	2
	7	9882701 Spool Holder	1
	8	9918301 Parts Cabinet 18 Bin	1
	9	9912301 2 Drawer Cabinet	1
	10	9881701 Caulk Tube Holder	1
	11	9878701 Cleaning Station	1
Not Pictured	9872301	Door Organizer for Tools (not pictured)	1



	Part No.	Description	Qty.
	1	96101301 Full Size Van Bulkhead	1
	2	9874701 Can Holder	1
	3	9380302 Secure Storage Shelf Unit With Door	1
	4	9704301 42" Retainer Lip	2
	5	9909301 Parts Cabinet 9 Bin	1
	6	9914301 4 Drawer Cabinet	1
	7	9344302 Van Shelf Unit 46" High X 42"	1
	8	9855701 Medium Bin Set	1
	9	9862301 Tank Holder	1
	10	9345302 Van Shelf Unit 46" High X 52"	1
	11	9705301 52" Retainer Lip	1
	12	9918301 Parts Cabinet 18 Bin	1
	13	9912301 2 Drawer Cabinet	1
	14	9505301 Shelf Door 52"	1
Not Pictured	9605301	Back Panel 52"	1
	15	9881701 Caulk Tube Holder	1
	16	9878701 Cleaning Station	1
Not Pictured	9871301	Door Organizer (not pictured)	1

MECHANICAL CONTRACTOR/ HVAC

We know contractors and remodelers need flexibility to adjust their van storage to fit the job. WEATHER GUARD® Van Solutions packages are customizable for your work needs now, and in the future. You'll have flexibility with our tool-less adjustable shelves, a variety of storage cabinets, and handy accessories.



ELECTRICIAN/ ELECTRICAL CONTRACTOR

Our Electrician packages give you secure storage for expensive test instruments, hand, and power tools. Cabinets and Drawer Units help organize all those connectors and fittings. Supplies are a snap with wire spool racks, and roof-top Conduit Carriers. WEATHER GUARD® Van Solutions are easily customized.




	Part No.	Description	Qty.
	1	96101301 Full Size Van Bulkhead	1
	2	310301 Tool Drawer	1
	3	3273 Itemizer® Drawer Unit	1
	4	9344302 Van Shelf Unit 46" High X 42"	1
	5	9906301 Parts Cabinet 6 Bin	1
	6	9914301 4 Drawer Cabinet	1
	7	9909301 Parts Cabinet 9 Bin	1
	8	9345302 Van Shelf Unit 46" High X 52"	1
	9	9705301 52" Retainer Lip	1
	10	9882701 Wire Spool Holder	1
	11	9380302 Secure Storage Shelf Unit With Door	1
	12	9704301 42" Retainer Lip	1
	13	9918301 Parts Cabinet 18 Bin	1
	14	9861301 Cable Reel Holder	1
Not Pictured	9872301	Door Organizer for Tools (not pictured)	1



Sprinter Van Packages

INTERIOR STORAGE

CONTRACTOR PACKAGE

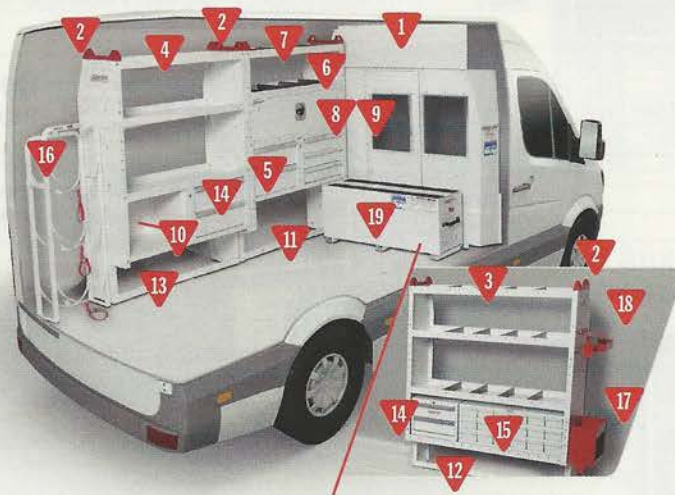


Trade Packages Also

AVAILABLE FOR TRANSIT

Part No.	Description	Qty.
1	96121301 Window Bulkhead for Sprinter	1
2	9266301 End Panel Pair, 16"x62"	3
3	9194301 Van Shelf Set, 4 shelves 52"x16"	1
4	9196301 Van Shelf Set, 4 shelves 60"x16"	1
5	9045301 5 Drawer Secure Storage Module 42"x17"x16"	1
6	9164301 Accessory Shelf, 42"x16"	1
7	9992301 Van top shelf for Secure Storage shelf units, 42"x13"	1
8	9504301 Shelf Door, 42"	1
9	9604301 Accessory Back Panel, 42"	1
10	9704301 Retainer Lip, 42"	1
11	9705301 Retainer Lip, 42"	1
12	9706301 Retainer Lip, 60"	1
13	9912301 2 Drawer Cabinet 16"x14"x12"	1
14	9918301 Parts Cabinet 18 Bins 32"x12"x12"	1
15	9855701 REDZONE Medium Bin Set	1
16	9878701 REDZONE Cleaning Station	1
17	9879701 REDZONE Tool Organizer	1
18	9882701 REDZONE Wire Spool Holder End Mount	1
19	310301 PACK RAT® Drawer Unit 12"x42"x17"	1

MECHANICAL CONTRACTOR/ HVAC



Part No.	Description	Qty.
1	96121301 Window Bulkhead for Sprinter	1
2	9266301 End Panel Pair, 16"x62"	3
3	9195301 Van Shelf Set, 4 shelves 52"x16"	1
4	9196301 Van Shelf Set, 4 shelves 60"x16"	1
5	9045301 5 Drawer Secure Storage Module 42"x17"x16"	1
6	9164301 Accessory Shelf, 42"x16"	1
7	9992301 Van top shelf for Secure Storage shelf units, 42"x13"	1
8	9504301 Shelf Door, 42"	1
9	9604301 Accessory Back Panel, 42"	1
10	9606301 Accessory Back Panel, 60"	1
11	9704301 Retainer Lip, 42"	1
12	9705301 Retainer Lip, 42"	1
13	9706301 Retainer Lip, 60"	1
14	9912301 2 Drawer Cabinet 16"x14"x12"	2
15	9918301 Parts Cabinet 18 Bins 32"x12"x12"	1
16	9862301 Refrigerant Tank Rack 3x30#	1
17	9878701 REDZONE Cleaning Station	1
18	9881701 REDZONE Caulk Tube Tray	1
19	310301 PACK RAT® Drawer Unit 12"x42"x17"	1

ELECTRICIAN/ ELECTRICAL CONTRACTOR



Part No.	Description	Qty.
1	96121301 Window Bulkhead for Sprinter	1
2	9266301 End Panel Pair, 16"x62"	3
3	9194301 Van Shelf Set, 4 shelves 42"x16"	1
4	9196301 Van Shelf Set, 4 shelves 60"x16"	1
5	9045301 5 Drawer Secure Storage Module 42"x17"x16"	1
6	9164301 Accessory Shelf, 42"x16"	1
7	9992301 Van top shelf for Secure Storage shelf units, 42"x13"	1
8	9504301 Shelf Door, 42"	1
9	9604301 Accessory Back Panel, 42"	1
10	9704301 Retainer Lip, 42"	1
11	9706301 Retainer Lip, 60"	1
12	9912301 2 Drawer Cabinet 16"x14"x12"	1
13	9914301 4 Drawer Cabinet 16"x14"x12"	1
14	9906301 Parts Cabinet 6 Bins 32"x12"x4"	1
15	9918301 Parts Cabinet 18 Bins 32"x12"x12"	1
16	9855701 REDZONE Medium Bin Set	1
17	8875 Hard Hat Bracket	1
18	9879701 REDZONE Tool Organizer	1
19	9882701 REDZONE Wire Spool Holder End Mount	1
20	310301 PACK RAT® Drawer Unit 12"x42"x17"	1
21	3273 ITEMIZER® Drawer Unit	1

INTERIOR ACCESSORIES



SeatSaver® WT Work Truck

- Easy on / Easy off
- Clean in the washer/dryer anytime they're dirty
- Durable poly cotton fabric takes the abuse instead of the surface of your seat(s)
- Breathable fabric keeps you comfortable on long drives
- OTR patterns include covers for optional armrest and an access panel for the armrest mount



SH Series



GearBox®

VEHICLE ARMOR™

- Organize and store loose items out of sight
- Large capacity with removable dividers
- Vehicle-specific fit under second seat



Part No. Application

Part No.	Application
Chevy/GMC	
09001	07-13 Silverado/Sierra Crew Cab
09011	07-13 Silverado/Sierra Ext Cab
09021	99-06 Silverado/Sierra / 07 Classic Ext Cab
Dodge	
09401	02-11 Ram Quad Cab and 09-11 Crew Cab w/o folding flat load floor
Ford	
09261	09-13 F-150 Super Cab without subwoofer
09251	09-13 F-150 SuperCrew with rear subwoofer
09211	00-13 F-250/550 Super Cab installs under rear seat
Toyota	
09501	07-13 Tundra Double Cab w/o OEM subwoofer



Ahead of the Curve.

Stepshield®

Door Still Protector

- Easy to install with 3M™ brand tape



Only available in black.

Black Part No. Application

Black Part No.	Application
Chevrolet/GMC	
91636	01-07 Silverado/Sierra Heavy Duty Crew Cab (Classic)
91011	01-07 Silverado/Sierra Heavy Duty Ext Cab 4DR (Classic)
Chrysler/Dodge	
91020	05-07 Dakota Quad Cab
88821	03-08 Ram 2 door
91155	02-08 Ram 4 door
Ford	
91511	99-08 F-250-F-550 Crew Cab 4 door
91810	99-08 F-250/F-350 Super Cab 4 door
91907	04-08 F-150 Super Cab (New Body Style)
Toyota	
91021	05-10 Tacoma Double Cab



Part No. 88407
StepShield II
Universal trim to fit



Rear Seat Storage Solutions

- Stores valuables out of sight
- Keeps everything organized
- Easy installation
- All models come with gun racks
- Acts as legal gun case in most states, with seat(s) latched
- Virtually indestructible
- 30-day money back guarantee and lifetime warranty



Part No.	Year	Model
10042	07-13 Silverado/Sierra 1500/ 07-14 2500/3500, Crew Cab	Dk. Gray
10043	07-13 Silverado/Sierra 1500/ 07-14 2500/3500, Crew Cab	Lt. Gray
10044	07-13 Silverado/Sierra 1500/ 07-14 2500/3500, Crew Cab	Tan
	02-14 Dodge Ram 1500 Quad Cab and 03-14 Ram 2500 and 3500 Quad Cab	Dk. Gray
30017	09-14 Ford F-150 SuperCrew (w/o Fact. Subwoofer)	Black
20075	09-14 Ford F-150 SuperCrew (w/o Fact. Subwoofer)	Gray
20076	09-14 Ford F-150 SuperCrew (w/o Fact. Subwoofer)	Tan
20077	09-14 Ford F-250 thru F-550 Super Cab (w/o Fact. Subwoofer)	Gray
20082	08-14 Ford F-250 thru F-550 SuperCrew (w/ 60/40 Split Bench)	Gray
20065	08-11 Ford F-250 thru F-550 SuperCrew (w/ 60/40 Split Bench)	Tan
20066	08-14 Ford F-250 thru F-550 Super Duty Crew Cab and Reg Cab	Black
20054	08-10 Ford F-250 thru F-550 Super Duty Crew Cab and Reg Cab	Gray
20055	07-14 Tundra Double Cab (w/o Factory Subwoofer)	Black
60051	07-14 Tundra Double Cab (w/o Factory Subwoofer)	Dk. Gray
60052	07-14 Tundra Double Cab (w/o Factory Subwoofer)	Tan
60053		



Consoles Deluxe Contractor

- Features a cooler box and forward hinging lid w/note pad holder
- 11-1/4"Hx12-1/2"Wx27-1/4"D
- Weight: 18 lbs.

Part No. 38001200 - Black Vinyl

Part No. 38001203 - Tan Vinyl

Part No. 38001205 - Gray Vinyl

Executive Full Size Van Floor

- Includes file storage and cellular phone compartment
- 17"H x 12-1/2"W x 20"L
- Weight: 18 lbs.

Part No. 38002200L - Black

Part No. 38002202L - Taupe

Part No. 38002203L - Tan

Part No. 38002205L - Gray



VEHICLE ARMOR™

- Features "SPIN" Sta-Put Nibs ensuring the liner stays in place
- Raised ribs trap fluids while keeping shoes dry and clean
- Form fit edge gives liner a finished look while protecting door sill and carpet
- Easy to clean: Simply lift out, wash and replace



Front Part No.	2nd Seat Part No.	Application
53101	53201	07-13 Avalanche
53101	53201	07-13 Silverado Crew/Ext. Cab
53101	-	07-13 Silverado Reg. Cab
53101	53201	07-14 Suburban
53101	53201	07-14 Tahoe
53101	53201	07-13 Sierra, 07-10 Sierra Denali
53101	53201	07-14 Yukon/Yukon XL





MADE IN THE USA!



RAM® Tele-Pole™ Combination Telescoping & Tension Knob
With a quick turn of the knob, adjust the overall height of your laptop as well as horizontal swing.



RAM® Double Articulating Swing Arm System

3 different adjustment points allow for you to optimize the position of the laptop in the vehicle while working or while stowed.



RAM® Universal No-Drill™ Base

Starting with a heavy gauge stamped steel base provides the best foundation to build off of. The system does not require any permanent modifications to your vehicle, making them an excellent choice for owned or leased fleet vehicles or those looking for an easy install.

RAM® Tough-Tray™ Universal Laptop Holder
Spring loaded expandable tray that accommodates 10" to 17" wide laptops.

RAM® Patented Rubber Ball & Socket
Nitrile rubber ball which provides shock and vibration dampening for your device and articulation.


INTERIOR STORAGE



RAM® No-Drill™ Laptop Mounts



Ergonomic Mobile Workstations



Maximize Efficiency on the Road



X-Grip™ Holder for Laptop Tray (B102UN7)



Part No.	Year	Make	Model
RAM® No-Drill™ Laptop Mounts			
VB131ASW1	00-06	Chevy	Silverado (99-06), Suburban, Avalanche
VB143SW1	98-13	Chevy/GMC	Express Van/Savana
VB116ASW1	04-11	Chevy/GMC	Colorado/Canyon
VB159SW1	07-13	Chevy	Avalanche, Silverado 1500,2500,3500 Suburban, Tahoe (bucket seats)
VB191SW1	14	Chevy	Silverado
VB186SW1	11-13	Dodge	Durango, Durango Citadel
VB104SW1	02-08	Dodge	RAM 1500
VB104SW1	03-08	Dodge	RAM 2500-3500
VB178ASW1	08-13	Dodge	RAM 1500-5500
VB106R4SW1	03-06	Dodge	Sprinter Van
VB129SW1	07-10	Dodge	Sprinter Van
VB119SW1	95-13	Ford	Econoline Van
VB152SW1	01-12	Ford	Escape
VB188SW1	13	Ford	Escape
VB188SW1	11-13	Ford	Focus
VB110SW1	97-13	Ford	Expedition, F150 (97-03)
VB109ASW1	04-13	Ford	F-150
VB187SW1	11-13	Ford	Explorer
VB185SW1	99-13	Ford	All F-250 to F-750 Super Duty
VB175SW1	10-12	Ford	Transit Connect
VB129SW1	10-11	Freightliner	Sprinter Van
VB159SW1	03-11	Hummer	H2
VB186SW1	11-14	Jeep®	Grand Cherokee
VB188SW1	13-14	Jeep®	Compass, Patriot
VB134SW1	04-13	Nissan	Armada, Titan
VB180SW1	11-13	Nissan	NV1500-3500
VB192SW1	13	Nissan	NV200
VB180SW1	07-11	Toyota	Tundra
VB138SW1	05-13	Toyota	Tacoma, 4Runner

ELECTRONICS



Universal Rear Vision Mirror

Brandmotion specializes in bringing the same equipment found on today's new cars and trucks direct to you - at substantial savings. This mirror is identical to the mirror in your 2007 and newer GM car or truck, and connects easily using the same connector found at the back of your current mirror. The outline of the hidden 3.5" monitor is completely invisible until you put your car in reverse, unlike many less advanced systems available in the aftermarket. Professional installation is recommended.



Part No.	Description
90029510	GM OnStar Auto Dimming Mirror w/ 3.5" Backup Monitor
90029511	GM OnStar Auto Dimming Mirror w/ 3.5" Backup Monitor/ Compass/Temperature Gauge

Factory-Original GM Rear Vision System

This is the factory-original GM Rear Vision System for your 2007-2013 GM pickup and it's available only from your GM dealer or through Brandmotion. When you put your truck in reverse, the replacement rear view mirror displays a bright 3.5" LCD that provides a complete view of everything behind your vehicle, with high-resolution Panasonic wide-angle camera.



Part No. 90029503 — 2007-2013 Chevy Silverado / Sierra



OEM Rearview Mirror

- Completely replaces the factory mirror and looks factory once installed
- Built-in 4.3" Lcd display
- Led backlit screen
- Power memory function and low-current battery consumption
- Anti-glare protection
- (2) Video inputs: auto switching for reverse camera



Part No. SV9153 — Replacement Style Rear View Mirror Monitor with LCD Display



Steering Wheel Radio Control Interface

- Designed to be compatible with all major radio brands
- Auto detects vehicle type, radio connection, and presets controls
- Can be manually programmed for most vehicles
- Memory retains settings even after battery disconnection or interface removal



Part No. ASWC1

THE ORIGINAL™ DASH CAM



The Original Dash Cam

- Records all the driver sees & hears
- Time and date stamped for validity
- Infrared LED's for night recording
- Playback on unit's screen, TV or computer

Part No. 4SK606 - Dashboard Camera



THE ORIGINAL DASH CAM 2

- Video recording settings: Looping, seamless, emergency event, audio on/off & Image flip
- Includes a 32GB micro memory card and adapter
- Resolution: 1280x480 / 640x480 and whole 720P HD

Part No. 4SK98 - Dashboard Camera



ProBlaster™ Air Horn Kit Triple Train Horn Kit

- 150 PSI air compressor
- 3 gallon air tank
- Wiring/Installation Kit



Part No: HK8



19 DX IV

- 40 CB Channels
- Instant Channel 9 and 19
- RF Gain Control adjusts receive gain in weak and strong signal areas
- Illuminated LCD Display makes viewing easy both day & night

Part No. 19DXIV



WORK-RITE

- Improve the ride, increase vehicle stability and reduce sway
- Prevent bottoming out
- Assist factory suspension
- Reduce suspension fatigue



RIDE-RITE

- Reinforced double convoluted air springs install between the frame and the axle
- Supports up to 5,000 lbs. per set
- Min. 3-5 psi Max. 100 psi



AIR-RITE

Wireless Air Command™

Wireless Air Command accessory system provides an instant air source for Firestone's Ride-Rite, Sport-Rite, Coil-Rite and Level-Rite air helper springs using a wireless interface that is convenient to operate and easy to install.

- Part No. 2489 – Wireless Air Command I
- Part No. 2500 – Wireless Air Command II
- Part No. 2501 – Two-point to four-point upgrade



Work-Rite™ Rear Kit Part No.	Ride-Rite™ Rear Kit Part No.	Year	Application
8605	2430	07-14	Silverado, Sierra 1500 (2WD, 4WD)
8632	2528	11-14	Silverado, Sierra 2500HD/3500HD (2WD, 4WD)
8617	2249	01-10	C-2500 HD (4x4)
8617	2249	01-10	C-3500 (4x4)
8620	—	09-10	RAM 1500 (4x2, 4x4)
8611	2299	03-14	RAM 2500/3500 (4x4)
8614	2550	05-14	F-250 (4x4)
8615	2550	05-14	F-350 (4x4)
8601	—	04-10	Titan (4x2, 4x4)
8634	2485	10-14	Transit Connect
—	2165	98-12	E250
8615	2535	11-14	F250/F350/F450 (4WD only), Diesel
8615	2550	11-14	F250/F350/F450 (4WD only), Gasoline
—	2355	10-12	Titan (2WD, 4WD)
—	2445	07-13	Tundra (2WD, 4WD)



Since 1949

a. Loadlifter 5000 Ultimate™

Up to 5,000 lbs.

load-leveling capacity*

- Internal jounce bumper inside the air spring absorbs shock
- Eliminates harsh jarring on rough roads
- Maintenance-free! Safely run with zero air pressure.
- Replaces factory jounce bumper



b. RideCONTROL™

Up to 2,000 lbs.

load-leveling capacity*

- Fits many 1/2 ton and mini pickups, vans and SUVs with leaf springs
- Air adjustable from 5 - 100 PSI for maximum comfort and load support
- Easily installed in 2 hours or less

c. Air Lift1000™

Up to 1,000 lbs.

load-leveling capacity*

- Fits open coil springs on the front or rear
- Air adjustable – custom tune the ride you want
- Replaces P-30/32 OEM Front air springs
- Easy to install using common tools

Rear Part No.	Ultimate Part No.	Years	Pickups • Air Helper Springs
59565	—	07-14	Chevy/GMC Silverado/Sierra 1500 GMT 900 Series (New Body)
59567	—	07-14	Chevy/GMC Silverado/Sierra 1500 GMT 900 Series (Long Box)
—	88204	07-14	Chevy/GMC Silverado/Sierra 1500 GMT 900 Series (Fits 68.4" & 78" Bed Lengths Only)*
—	88211	07-14	Chevy/GMC Silverado/Sierra 1500 GMT 900 Series (Fits 97.8" Bed Lengths Only)*
57338	88338	11-14	Chevy/GMC Silverado/Sierra 2500/3500HD
60818	—	09-14	Dodge Ram 1500 1/2 Ton
57297	88297	03-13	Dodge Ram 2500/3500 (Single & Dual Rear Wheel)
57295	88295	03-13	Dodge Ram 2500/3500 (Single & Dual Rear Wheel)
59568	—	10-14	Ford F150 1/2 Ton (New Body; excl. Heritage models; No fit for 2010 Raptor)
—	88228	04-14	Ford F150 1/2 Ton (New Body)*
—	88200	04-14	Ford F150 1/2 Ton (New Body)*
57397	88397	05-10	Ford F250/F350 Underframe Kit (Single & Dual RWD) fits all bed hitches
57398	88398	05-10	Ford F250/F350 Underframe Kit (Single & Dual RWD) fits all bed hitches
57212	88212	05-10	Ford F250/F350 Side Mount (may not fit all bed hitches)
57395	88395	11-14	Ford F-250/F-350/F-450 (Underframe Kit (Single & Dual RWD)
57396	88396	11-14	Ford F250/F350/F450 Underframe Kit (Single & Dual RWD)
57299	88299	07-14	Toyota Tundra

SUSPENSION



Pro-Series Load Control

- 2,500 lb. Level Load Capacity
- Silent Ride Feature (Patent pending)

Patented design.

Patent Numbers 5,992,831-6,158,723

TWO IN ONE ACTION - Load Assist and Sway Control. Springs and mounting hardware all in one box. Boost towing and hauling with more capacity with less steel.



Pro Series

Part No.	Year	Application
61902	07-13	1500 Silverado & Sierra 2WD,4WD P/U
61902	09-14	F-150 2WD,4WD
61901 (1)	08-10	F-250/F-350 Super Duty 2WD Single Rear Wheel
61901 (8)	08-10	F-250/F-350 Super Duty 4WD Single Rear Wheel
61901 (1)	08-10	F-250/F-350 Super Duty 2WD/4WD Dually
61901	03-14	Ram 2500/3500 2WD,4WD Pickup 2.5" Springs
61901	03-14	Ram 2500/3500 2WD,4WD Pickup 3" Springs

(1) DO NOT use with Factory Overload Contact Springs

(8) Must remove factory contact overload or use 9703



Sensa-Trac Shock Absorbers

- Fluon banded piston, part of the Safe Tech™ system, works with the patented groove tube technology to provide superior responsiveness to changing road conditions
- Application engineered with fully displaced valving for optimum light truck ride tuning
- Nitrogen gas charge helps to maintain tire to road contact by reducing aeration, improving ride and handling

37000 Series



Gas-Magnum Shock Absorbers

- Designed specifically for hard-working mid to full size pick-ups and vans
- The largest shock in the industry provides greater oil capacity, allowing superior heat dissipation
- Provide firm control without a harsh ride

34000 Series



PERFORMANCE SUSPENSION & SHOCKS

RS9000XL™ Shock Absorbers

The adjustability of the Rancho® RS9000XL™ offers the performance of nine shock absorbers in one very flexible package. The Rancho® MyRide™ tuning technology provides you the ability to select nine different levels of your truck and SUV.

2.5-In. Leveling Kits

- Fits up to 35-in. tires
- Competition-style tubular radius arm design
- Maintains factory location of rack & pinion
- Uses O.E. tie rod ends
- Aligns to O.E. specifications - hardware included
- CAD designed components ensure a precise fit
- Limited Lifetime Warranty

Part No. RS6525B - 13-14 F250/F350 4WD, Diesel only

Part No. RS66351R5 - 13-14 Silverado/Sierra 2500/3500HD 2/4WD



Heavy-Duty Performance Shocks

- Continuously adjusting on the go
- No manual adjustment needed
- Bilstein HD provide the best stability and control under tough conditions, especially towing or hauling heavy loads

Front Part No.	Rear Part No.	Application
24186674	24185981	05-14 Super Duty 4WD
24186070	24186094	03-14 Ram 2500/3500 4WD
24186940	24186841	07-14 Silverado/Sierra 1500
24060813	24060820	00-10 Silverado/Sierra 1500HD/2500HD (exc. Quad Steer)



- Suspension Enhancement Systems (SES) are designed to enhance the suspension of your vehicle
- Easiest to Use
- Easiest to Maintain
- Easiest to Install



Front Part No.	Rear Part No.	Application
FF150F	FR1504D	09-14 Ford F-150 4WD (exc. SVT Raptor)
FF350SDC	FR250SDG	11-14 Ford F-250 Super Duty 4WD
FF350SDC	FR350SDF	05-14 Ford F-350 Super Duty 2/4WD
GMFK15CA	GMRCK15S	07-14 GM Silverado/Sierra/Denali 1500 2/4WD (exc. XFE)
GMFK25D	GMRCK25D	11-14 GM Silverado/Sierra 2500/3500 2/4WD
GMFK25S	GMRCK35S	01-10 GM Silverado/Sierra 3500 2/4WD
DF15004B	DR1500DS	09-14 Dodge Ram 1500 2/4WD Excluding Quad Cab
DF15004B	DR1500DQ	09-14 Dodge Ram 1500 2/4WD, Crew Cab & Quad Cab
DDF974A	DR2500CA	03-14 Dodge Ram 2500 2WD
DF25004B	DR2500CA	03-14 Dodge Ram 2500 4WD
DDF974A	DR3500CA	03-14 Dodge Ram 3500 2WD
DF25004B	DR3500CA	03-14 Dodge Ram 3500 4WD

SUSPENSION/TIRES



2.5" Lift Coil Spring Leveling Kit

Made To Fit 2011-2014 Ford Super Duty trucks gives Super Duty owners an excellent alternative for leveling their Heavy Duty commercial grade truck. Will raise the front of the 4WD Super Duty truck 2.5". Allows for increased tire sizes and widths along with providing improved ground clearance.

Part No. 462440 – 11-14 Ford Super Duty



SST Lift Kit Front Coil Spacer

Provides 3" of lift which gives clearance to add up to 35" wheels and tires. Spacers will not deteriorate or decrease ride height over time and allow you to retain the use of your factory front coil spring. Includes OEM style 2.0" tall rear lift blocks to lift the rear along with the front, but retain a slight rake.

NOTE: This kit will NOT fit 2013 model 3500 trucks with the new suspension design. If your shock is outside of the coil spring on your 3500, you have the new mid year model suspension.



Part No. 691092 – 2003-2009 Ram 2500/3500 4WD and New 2011-2013 Ram 2500/3500 4WD trucks with the coil inside the front spring.

2013-14 Ram 3500 4WD 5" Basic System With Radius Arm Front Suspension



- Retains factory coil springs for proper handling and load carrying capacity
- Radius Arm drop brackets provide increased caster
- Steel bump stop extensions will not bow
- 1/4" thick steel bracket construction throughout for added strength

Part No.	Application
K3058	w/Performance Shocks
K3059DB	w/Dirt Logic Shocks



Comfort Ride Leveling Kits

High-density Progressive Polyurethane strut and spring spacers act as isolators to combine moderate amounts of lift without losing the comfortable ride you have come to expect.



Part No.	Lift	Application
KF09119BK	2"	05-14 F-250 / 350 / 450 / 550 4WD, Front
KG09123	2"	2011-14 GM 2500 / 3500 HD
KC09122BK	2"	94-13 RAM 2500 4WD, 94-12 3500 4WD & Mega Cab, Dana 60 Rear Axle

Comfort Ride Leveling Kits With Scorpion Shocks

- High density progressive polyurethane
- Designed to level the stance of a vehicle
- Allow for a larger/plus sized tire and wheel package
- Easy install design



Part No.	Lift	Application
KF09049BK	2-1/2"	05-14 F250/F350/F450/F550 4WD
KF09051BK	2-1/2"	05-14 F-250 / 350 4WD W/ DANA 60
KG09123	2"	2011-14 GM 2500 / 3500 HD
KC09118BK	2"	94-13 RAM 2500 4WD, 94-12 3500 4WD & Mega Cab



BAJA ATZP3™

The Baja ATZP3 has a unique "hybrid" design between an all-terrain and mud terrain to give you the grip you need for your weekend adventures and the smooth ride to get you down the road in comfort. Features an extra wide footprint and beefy tread blocks for great all around traction. All sizes feature PowerPly™ 3-ply sidewall construction.



Part No.	Tire Size, Load Range & Service Description	Max. Infl. Psi	Maximum Load* lb
1902	31X10.50R15LT C	50	2,270
1911	32X11.50R15LT C	50	2,535
1912	33X12.50R15LT C	35	2,205
1913	LT265/75R16 E	80	3,415
1914	LT285/75R16 E	80	3,750
1915	LT305/70R16 E	65	3,525
1916	LT315/75R16 E	65	3,860
1917	LT265/70R17 E	80	3,195
1918	LT285/70R17 E	80	3,195
1919	LT305/65R17 E	65	3,195
1940	LT315/70R17 D	50	3,195
1941	37X12.50R17LT D	50	3,525
1942	LT275/70R18 E	80	3,640
1943	LT305/60R18 E	65	3,195
1944	LT305/70R18 E	65	3,750
1945	LT285/55R20 E	80	3,305
1946	LT305/55R20 E	65	3,195
1947	LT275/65R20 E	80	3,750
1948	35X12.50R20LT E	65	3,195
1949	37X12.50R20LT E	65	3,750

WINCHES

PullzAll™

Hand-Held Electric Pulling and Lifting Tool

- Great for construction, pipe fitting, iron work, equipment/plant maintenance
- 1,000 lbs. of automated force, & Only 15 lbs.
- Variable speed control trigger with forward and reverse control button

Part No. 885000 - Corded
Part No. 885005 - Cordless

PullzAll Sling

- Durable nylon construction
- Allows for various rigging options
- 1,000 lb. (454 kg) capacity

Part No. 91601

Camo PullzAll™

Part No. 885020 (corded)
Part No. 885025 (24V)



NEW

NEW



Warn PowerPlant 9.5 and 12

New and Improved Winch/Air Compressor Now Offers Increased Performance and Reliability

- Equipped with a powerful air compressor that can air up four 35" tires in eight minutes.
- New features include stainless steel fasteners, a new pressure switch, a revised contactor, a new air hose, and a corrosion-resistant flat-black finish.
- High-output air compressor delivers 5 CFM @ 90 PSI; maximum air pressure is 100 PSI.

NEW



PowerPlant 9.5: Part No. 91800 – Pulling capacity of 9,500 lbs
PowerPlant 12: Part No. 91801 – Pulling capacity of 12,000 lbs.

Zeon Winch

- Powerful new motor and heat-dissipating aluminum motor housing
- Contactor control
- Convertible control pack
- Automatic mechanical brake
- New three-stage planetary gear train
- Stainless steel hardware



Zeon 12

Like Nothing You've Ever Seen Before

Innovative symmetrical design, increased performance, durability, and a hefty 12,000 lb. Single-line pulling capacity.

Part No. 89120 (80' Of 3/8" Wire Rope)



Zeon 10, Zeon 10-S 10,000 Lbs. Of Cutting-Edge Pulling Muscle

10,000 Lb. Single-line pulling capacity
Part No. 89611 – Zeon 10-S (100' Of Spydura® Synthetic Rope)
Part No. 88990 – Zeon 10 (80' Of Wire Rope)

9.5cti Contactor Equipped, Thermometric

- Motor-mounted thermal sensor relays temperature information to winch operator by way of the remote control with LED indicator
- Series-wound motor and 3-stage planetary geartrain deliver 9,500 lbs. of pulling capacity



Part No. 97550 – 9.5cti, with wire rope and roller fairlead
Part No. 97600 – 9.5cti-s, with synthetic rope and aluminum hawse fairlead
Part No. 85760 – 9.5cti Multi-Mount, wire rope



Winch

- 6.5HP to 6.7HP/12V series wound Motor
- Remote Switch, 12' (3.7m) lead
- 450 A Heavy Duty Solenoid

Part No. W08B - 8,000 Lbs.
Part No. W10B - 10,000 Lbs.
Part No. W12B - 12,000 Lbs.



NEW




4X4 ACCESSORIES

Tire Repair Kit

Includes all the components necessary to repair tubeless radial or cross ply tires, without removing the tire from the vehicle or rim.

Part No. 10000010

NEW



The Best Vehicle Recovery Rope Ever!

NEW

Meet the new generation of kinetic energy recovery rope in a compact size. With 100% more stretching ability and more pulling power than a flat web strap

- 100% double braided nylon rope
- 4 Urethane polymer coating
- 4 Commercially spliced and seized at both ends
- 4 Water, abrasion and UV resistant
- 4 Highest breaking strengths available

Part No. 176660BLG - 7/8" x 20' (shown); 28,600 lbs.
Part No. 176680RDG - 7/8" x 30'; 28,600 lbs.
Part No. 1767200RG - 1-1/4" x 30'; 52,300 lbs.



Recovery Gear

Kit includes recovery bag large, snatch strap, tree trunk protector, winch extension strap, recovery damper, leather recovery gloves.

Part No. RK9

Air Compressor

Part No. CKMP12 - 100PSI Max Pressure; 2.65 CFM; Battery Clamps; Without Air Tank
Part No. CKMTP12 - 150 PSI Max Pressure; 6.16 CFM; Battery Clamps; With 1 Gallon Air Tank



GO RHINO! PRODUCTS®

WRANGLER GUARD

- Solid one piece, heavy duty construction for extra protection
- Patented step for easy access to hood and engine compartment
- Center screen protects vehicle grille
- Frame mounted, no-drill installation

PATENTED

Built-in step
with aluminum
step pad

NEW Stainless
Steel

Black
WARRANTY
FIVE 5 YEAR
WARRANTY



Black Part No.	Stainless Part No.	Year	Application
13169B	13169PS	11-14	Silverado 2500HD, 3500HD
13220B	13219PS	10-13	Ram 2500, 3500
13371B	13371PS	11-13	F-250, F-350, F-450, F-550 Super Duty
13263B	—	07-13	Sierra Ld (Excl. Denali)
13269B	—	11-13	Sierra 2500HD, 3500HD
13713B	13713PS	07-13	Tundra

More styles of front grille guards, winch guards, & rear bumpers available.



Fab Fours MADE IN THE USA

NEW

Bumpers

- Features:**
- Full replacement bumper with full grille guard
 - Light mounts for factory fog lights
 - 100% MADE IN THE USA by Fab Fours in Fab Fours' factory



Part No.	Year	Application
CH11S27601	11-14	Chevy 2500-3500 HD
GM11S28501	11-14	GMC 2500-3500 HD
FS11S25501	11-14	Ford F-250-F-550 SD
DR10S24601	10-12	Dodge 2500-5500

BLACK STEEL

WINCH BUMPERS & HD STEPS

GO INDUSTRIES, INC

Manufacturer of Premium Products Since 1978

"PRO-SERIES"™ BUMPER REPLACEMENT



Part No. 59639W - Ford F-150 09-10

Features:

- Seven-gauge smooth steel, the center portion and skidplate are quarter-inch heavy-duty smooth steel; the grille guard is five-sixteenth inch laser-cut uprights and two 2.5 inch schedule 40 pipe with four light tabs
- Easy, no-drill, hassle-free installation
- Compatible with all major winch brands

With **NEW**
Ultimate Armor
Coating!



Non-Wrap With Winch Carrier Part No.	Wrap With Winch Carrier Part No.	Year	Make & Model
59644	59644W	11 - 14	F250 - F550 Super Duty
59643	59643W	08 - 10	F250 - F550 Super Duty
CALL	CALL	2013	Ram 2500 - 5500
59669	59669W	10 - 12	Ram 2500 - 3500
59751	59751W	11 - 14	Silverado 2500HD/3500
59738	59738W	07 - 10	Silverado 2500HD/3500



Diamond Tread Steps

- 1.9", 14 Gauge Tubing with 1/8" thick diamond tread plate
- Black powdercoat with gloss finish
- Offered in 3 different lengths



Part No.	Year	Make & Model
Ford		
42739	99 - 14	F-250 - F-550 Super Duty Crew Cab
42738	99 - 14	F-250 - F-550 Super Duty SuperCab
42715	99 - 14	F-250 - F-550 Super Duty Regular Cab
Dodge		
42764	10 - 14	Ram 2500 - 5500 Mega Cab
42701	10 - 14	Ram 2500 - 5500 Crew Cab
42722	10 - 14	Ram 2500 - 5500 Regular Cab
Chevrolet/GMC		
42751	07 - 14	Silverado/Sierra 1500/2500HD/3500 Crew Cab1
42752	07 - 14	Silverado/Sierra 1500/2500HD/3500 Ext Cab 4 Door1
42753	07 - 14	Silverado/Sierra 1500/2500HD/3500 Regular Cab1

See in store for special notes



OWENS Products, Inc.



Owens Commercial Boards™

- Diamond Tread Running Boards for Heavy Use
- Fabricated from thick .100 diamond tread
- Welded end caps or bolt-on S.G
- Easy to install custom brackets
- Available with optional Star Burst Grip
- Applications for full size GM, Dodge and Ford pickups and vans

Application	2" Extruded Part No.	4" Extruded Part No.	2" Black Part No.	4" Black Part No.	2" Diamond Plate Part No.	4" Diamond Plate Part No.
97-14 Savana/Express Van 135" wheelbase 2" drop	OC70100FX	OC74100FX	OC70100FXB	OC74100FXB	OC80100FX	OC84100FX
97-14 Savana/Express Van 135" wheelbase 40" Dr./100" Pass.	—	OC72405	—	OC72405B	—	OC82405
97-14 Savana/Express Van 155" wheelbase 2" drop	OC70120FX	OC74120FX	OC70120FXB	OC74120FXB	OC80120FX	OC84120FX
97-14 Savana/Express Van 155" wheelbase 40" Dr./120" Pass.	—	OC72406	—	OC72406B	—	OC82406
92-14 Ford Van 138" wheelbase 2" drop	OC70102X	OC74102X	OC70102XB	OC74102XB	OC80102	OC84102
92-14 Ford Van 138" wheelbase 40" Dr./100" Pass.	—	OC72404	—	OC72404B	—	OC82404
12-14 Nissan NV Full Size Van w/o Mudflaps 2" drop	OCN70107X	—	OCN70107XB	—	OCN80107X	—
12-14 Nissan NV Full Size Van w/o Mudflaps 2" drop 50" Dr./107" Pass.	OC72407	—	OC72407B	—	OC82407	—

BUMPERS & GRILLE GUARDS



HDX™ Winch Mount Grille Guard



- 1-piece welded uprights
- 2" tube, full wrap around wings
- Full "punch plate" grille
- Wide HD rubber upright strips
- Includes winch tray for winches up to 16,500 lbs
- Winch tray is pre-drilled for easy winch mounting
- 1.25" tube for support wings
- Accommodates most manufacturer winches
- Utilizes MAX™ series faceplate for added style
- Utilizes bolt-on MAX™ Tow Hooks (sold separately)
- Light clamps available for auxiliary light mounting (sold separately)



Stainless Part No.	Black Part No.	Faceplate Part No.	Year	Application
5793680	5793685	4670060	2014	Chevy Silverado 1500 ^{1, 10, 11, 12}
5792270	5792275	4670060	2007-2013	Chevy Silverado 1500 ^{1, 6, 7}
5793610	5793615	4670060	2011-2014	Chevy Silverado 2500HD/3500 ^{1, 10}
5793540	5793545	4670160	2009-2014	Dodge Ram 1500 ^{4, 5, 9, 10}
5793550	5793555	4670100	2010-2014	Dodge Ram 2500/3500 ^{1, 10}
5792500	5792505	4670150	2009-2014	Ford F150 ^{1, 2, 3, 10}
5792370	5792375	4670140	2011-2014	Ford F250/350 Super Duty ¹⁰
5793700	5793705	4670090	2014	Toyota Tundra ¹⁰
5792230	5792235	4670090	2007-2013	Toyota Tundra ⁸

See in-store for special notes.



Full Replacement Bumpers

Standard Front

Bumper Features:

- One piece design, uses OEM hardware
- Full replacement bumper with grille guard
- Accepts factory fog lights
- Lightweight
- Grille mesh

Part No.	Year	Application
FX3000	2011 - 2014	Ford Super Duty
FX3001	2008 - 2010	Ford Super Duty
FX3002	2005 - 2007	Ford Super Duty
FX3004	2011 - 2014	Chevy HD
FX3005	2007.5 - 2010	Chevy HD
FX3006	2003 - 2007	(Classic) Chevy HD
FX3007	2007 - 2013	Chevy 1500
FX3008	2010 - 2012	Dodge HD
FX3009	2006 - 2009	Dodge HD
FX3012	2009 - 2012	Dodge 1500
FX3013	2009 - 2014	Ford F150
FX3015	2007 - 2013	Toyota Tundra
FX3016	2011 - 2013	GMC HD
FX3017	2007.5 - 2010	GMC HD
FX3018	2007 - 2013	GMC 1500



AERO LT Front Bumpers

Big Rig Protection For Your Truck

Pickups need protection too – with HERD's Aero LT, you do more than enhance the look of your truck. You get serious wildlife collision protection.

Eyebolts

Herd's high-quality, steel drop forged eyebolts with 7/8" threads are a proven method for fastening the bumper guard in the upright position.

3" Tube

All of Herd's tubing is made from high-quality, high-strength 6061 aluminum. Oversize 3" tubing is standard on all premium products - the Defender, the Texas, the Aero, as well as on the ultra-premium Road Train model.

Oval Tube

Oval tubing is used for strength and styling on vertical tube bars, as well as in our pickup truck models to provide a flat mounting surface for aftermarket lights.

OEM Light Mounting Provisions

On some vehicles, the OEM lights can be integrated into cutouts in Herd's bumper guard.

Herd's Mirror Polish

HERD's proprietary 9-step polish process is without a doubt the shining star in the industry. The end result is a mirror-like finish you can be proud to put in front of your truck.

Part No. CH05L2OEM - 11-14 Chevy Silverado / GMC Sierra 2500HD/3500HD

Part No. DG08L2OEM - 10-14 Dodge Ram 2500/3500

Part No. FD10L2OEM - 11-14 Ford F-250/350 Super Duty

EXTERIOR ACCESSORIES

Part No.	Application
Extend-A-Fender® Flares	
5091802	10-14 Ram 2500/3500
5091402	09-14 Ram 1500
5090402	06-09 Ram 2500/3500 & Power Wagon SB
5091202	06-09 Ram 2500/3500 & Power Wagon LB
5090402	02-08 Ram 1500
2092602	09-14 F-150
2091502	04-08 F-150 (except STX models)
2093202	11-15 Super Duty F-250/350
2092802	99-07 Super Duty F-250/350
2191001	98-11 Ranger XL, XLT
7090202	04-14 Nissan Titan w/Bedside Lockbox
7090102	04-14 Nissan Titan w/out Bedside Lockbox
3090202	00-02 Toyota Tundra
3090602	03-06 Toyota Tundra Reg./Ext. Cab
Pocket Style® Fender Flares	
5091902	10-14 Ram 2500/3500
5091502	09-14 Ram 1500
5090702	06-08 Ram 2500/3500 & Power Wagon SB
5091102	06-08 Ram 2500/3500 & Power Wagon LB
5090702	02-08 Ram 1500
2092902	09-15 F-150
2091602	04-08 F-150 (except STX models)
2093102	11-15 Super Duty F-250/350
2091702	08-10 Super Duty F-250/350
2091402	99-07 Super Duty F-250/350
2191502	93-11 Ranger XL, XLT
3192002	05-11 Toyota Tacoma
3091102	07-13 Toyota Tundra
7090702	04-14 Nissan Titan w/Bedside Lockbox
7090802	04-14 Nissan Titan w/out Bedside Lockbox
Cut-Out™ Fender Flares	
4094902	07-13 Silverado 1500 / 2500 / 3500 78.7" & 97.6" Bed
4095002	07-13 Silverado 1500 69.3" bed
4094702	07-13 Sierra 1500 / 2500 / 3500 78.7" / 97.6" Bed*
2004402	99-10 Super Duty F-250 / 350 Short Bed Rear Pair
2004602	99-10 Super Duty F-250 / 350 Long Bed Rear Pair
3191902	95-04 Toyota Tacoma 2WD, 00-04 4WD (set of 4)

Fender Flares

- Adds Tire Coverage from Debris
- Installs easily with no drilling required (most applications)
- OEM matte black finish is easy to paint
- 100% UV protected Dura-Flex® 2000-no chalking
- Made in the USA with a Limited Lifetime Warranty



Cut-Out™ Flares



Extend-A-Fender® Flares




Pocket Style® Flares



Mud Flaps For Dual Wheel Trucks

- Dually mud flaps measure 19"x24"
- Heavy duty rubber
- Custom Mounting Brackets, Stainless Steel weights, and chrome or black Anti-Sail brackets are available



Part No.	Application
70735SET	07-10 Chevy/GMC HD Dually
727SET	88-00 Chevy/GMC
70731SET	11-13 Ford Super Duty Dually
70738SET	01-02 Dodge Dually
729SET	94-00 Dodge Dually
70764SET	03-14 Dodge Dually

Also Available in Stainless Steel & Diamond Plate

WeatherTech® DigitalFit® Mud Flaps

- Protects fender and rocker panel from stone chips, slush, dirt and debris
- Literally mounts-in-minutes™ in most applications without the need for wheel/tire removal

Front Part No.	Rear Part No.	Application
110010	120010	07-13 Silverado w/o Flares
—	120025	07-14 Silverado Dually
110011	120011	07-13 Sierra w/o Flares or Moldings
—	120003	04-14 F-150 Reg/Sup/Crew Cab Flare Style
110020	120020	11-15 Super Duty
—	120030	11-15 Super Duty Dually
110031	120031	11-15 Super Duty w/ flares
110024	120024	11-14 Ram Truck 1500



Custom Molded Mud Guards™

- Flexible black matte finish
- Easy to install
- Sold in pairs
- Dually applications available

Front Part No.	Rear Part No.	Application
56791	57791	07-13 Chevy Silverado (new body style) w/o flares
56801	57801	07-13 GMC Sierra/Sierra Denali (new body style)
56691	57691	2011-2012 F-250/350 SD w/Flares
56681	57681	2011-2014 F-250/350 SD w/o Flares
56511	57581	99-10 Ford F-250/350 SD w/ OEM Flares
56641	57401	07-10 Ford F-250/F350 SD w/o Flares
56591	57591	04-14 Ford F-150 w/flares & bds
56601	57601	04-14 Ford F-150 w/o flares or bds
56161	57161	09-14 Dodge Ram 1500 w/ OEM Flares
56151	57151	09-14 Dodge Ram 1500 w/o OEM Flares



Big Mudder™ Mud Flaps

- Provides protection from dirt and stone chipping
- Quick and easy to install. No cutting or drilling

Front Part No.	Rear Part No.	Application
—	2204	99-06 Silverado/Sierra w/o Flares P/U (3)
2205	2206	99-06 Silverado/Sierra w/ Flares P/U (3)
2236	2237	02-08 Ram P/U 1500/2500/3500
2232	2233	04-11 F-150 P/U w/o Flares (Will not Fit 04 Heritage)
2230	2231	04-11 F-150 P/U w/ Flares (Will not Fit 04 Heritage)
2228	2229	99-04 F-250/350 Super Duty (Exc. Dually) w/o Flares



PERFORMANCE



CHEVY/GMC DIESEL V8 6.6L; Silverado/Sierra 2500HD/3500HD										2014
MAGNAFLOW	XL	PRO	BLACK	AL PRO	TUBING SIZE	CAB / BED	CONFIG.	EXIT CONFIG.	EXIT	
	17854	17046	18905	4in.	4in.	CC/SB (153.7in. WB)	FILTER-BACK	SINGLE	A	
	17853		18906	5in.	5in.	CC/SB (153.7in. WB)	FILTER-BACK	SINGLE	A	

DODGE DIESEL L6 6.7L; Ram 2500/3500										2013-2014
MAGNAFLOW	XL	PRO	BLACK	AL PRO	SYSTEM SIZE	CAB / BED	CONFIG.	EXIT CONFIG.	EXIT	
	17988	17050	18914	4in.	4in.	CC/SB-LB; MC/SB; Mega Cab Dually; 148.9in.; 160.5in.; 169in. WB	FILTER-BACK	SINGLE	A	
	17959	17049	18912	5in.	5in.	CC/SB-LB; MC/SB; Mega Cab Dually; 148.9in.; 160.5in.; 169in. WB	FILTER-BACK	SINGLE	A	
	17975	17051	18925	4in./3.5in.	4in./3.5in.	CC/SB-LB; MC/SB; Mega Cab Dually; 148.9in.; 160.5in.; 169in. WB	FILTER-BACK	DUAL	F	

FORD DIESEL V8 6.7L; F-250/F-350/F-450 Super Duty										2011-2014
MAGNAFLOW	XL	PRO	BLACK	AL PRO	SYSTEM SIZE	CAB / BED	CONFIG.	EXIT CONFIG.	EXIT	
	15503	15504	17946	18946	5in.	CC/SB-LB, EC/LB	FILTER-BACK	SINGLE	A	
	15505	15506	17947	17908	4in.	CC/SB-LB, EC/LB	FILTER-BACK	SINGLE	A	
	15507	15508	17948	17909	4in./3.5in.	CC/SB-LB, EC/LB	FILTER-BACK	DUAL	F	



STOPTECH

HIGH PERFORMANCE BRAKE SYSTEMS®

StopTech Sport Rotors

- Exclusive "vacu-slot" design prevents cracking
- Corrosion-resistant Cadmium plating
- Improves overall brake performance



Part No.	Application
12665086SL/SR	99-04 F-250/350 SD/00-05 Excursion 4WD, Front
12665071SL/SR	99-04 F-250/350 SD 00-05 Excursion 4WD, Rear
12666042SL/SR	99-08 Chevy Silverado 2500/3500 (HD) 2WD/4WD, Front
12666044SL/SR	99-08 Chevy Silverado 2500/3500 (HD) 2WD/4WD, Rear
12667061SL/SR	03-08 Dodge Ram 2500/3500 2WD/4WD, Front

Trinity DIABLOSPORT

GASOLINE AND DIESEL TUNING SYSTEMS

- Pre-loaded with multiple tunes including Economy, Factory, Performance, Towing, Extreme, CAI Tunes, Pulley Tunes, and many more (tune selection may vary from vehicle to vehicle)
- Built in Diagnostic Tool-save hundreds in dealership charges reading and clearing your own trouble codes (check engine lights)
- Over 100MB of onboard memory
- Virtual Gauges-customize your own gauge layout
- Tune multiple supported vehicles (only 1 at a time)
- Supports custom tuning-accepts up to 5 additional custom tunes
- Parameters include speed limiter, tire sizes and many more!
- Set up your own gauge alarms/shift lights using the Trinity's LED lights
- High Resolution 320x240 Full Color Touch Screen



Part No. T1000



WatchDog™ Economy Monitor & Gauge

A priority in today's market is saving fuel, getting every last tenth of a mile out of the fuel in the tank. The WatchDog™ features software that tracks the driver's habits behind the wheel. As these habits show themselves, the software calculates the best remedy and then notifies the driver.

Part No.	Application
40400	(White) 1996 and Newer Vehicles
40402	(Black) 1996 and Newer Vehicles



Superchips

VIVID LINQ

Superchips VIVID LINQ is the only tuning device in the industry designed to work with Android™ OS smartphones. LINQ is available for nearly 1,000 vehicle applications including most popular truck, performance car, and SUVs produced in the last decade. LINQ is a Bluetooth wireless vehicle tuning interface that turns your phone into a performance tuner, diagnostic trouble code tool, PID reader, driving coach, or virtual dash board with the touch of the phone screen. Combine your Android phone with LINQ for an affordable yet advanced vehicle tuning experience!



Part No.	Application
118550	99-10 Ford Diesel Vehicles
118580	11-Up Ford Diesel Vehicles
128550	01-10 GM Diesel Vehicles
138550	03-09 Dodge Diesel Vehicles




Features Android™ Technology



Diesel Cooling Fans

- Recover 27HP and boost your fuel mileage by 6% just by eliminating your stock clutch fan assembly
- Includes Variable Speed Control
- Cooler A/C output
- Quicker engine warm-up



Part No.	Application
284	01-05 Chevy Silverado/GMC Sierra Diesel
262	94-02 Dodge Ram Cummins Diesel
264	03-08 Dodge Ram Cummins Diesel
272	99-03 Ford Super Duty Diesel



Factory Replacement Air Filters

- Designed to increase horsepower and acceleration
- Lasts up to 50,000 miles before cleaning is required, depending on driving conditions
- Washable and reusable
- Made in the USA

Part No.	Application
E0785	08-10 Ford Power Stroke 6.4L
E0781	05-10 Chevy 2500/3500 HD 6.6L Diesel
332466	11-13 Chevy/GMC 2500/3500 HD 6.6L Diesel
E0784	07-09 Ram 2500/3500 6.7L L6 Diesel - All
E0787	10-12 Dodge Cummins 6.7L





WHAT'S INSIDE...

**Tool Boxes, Truck Equipment, Van Equipment,
Lighting, Plus Much More!**

#13CONTB



880268114141