

DIESEL

PERFORMANCE

Performance Parts for - Ford | GM | Dodge Trucks



California Carsmetics

1052 Brydges St.

London, Ontario

N5W 2B4

519-457-6004 Fax 519-457-6095

INDEX

Manufacturer

A	H
AEM..... 4, 16	Hawk Performance 9, 21
..... 20, 29, 32	Hypertech..... 3, 15, 27
AFE..... 5, 17, 28	K
Airaid..... 5, 17, 29	K&N..... 4, 16, 28
American Racing 37	Keystone Restyling 41
Auto Meter..... 8, 20, 32	Konig..... 37
B	M
BAK..... 38	Magnaflow 6, 18, 30
Banks Power 2, 7, 8	Maxxis..... 36
..... 14, 17, 18	MBRP..... 7, 19, 30
..... 20, 26, 31	Mickey Thompson..... 36, 37
BD Diesel..... 8, 9, 19	P
..... 21, 31, 32, 33	Performance Accessories..... 23, 35
Bilstein 11, 23, 35	Power Slot..... 9, 21, 33
Bully Dog 2, 5, 7	Pro Comp..... 10, 22
..... 9, 14, 17, 19 34, 36, 37
..... 21, 26, 29, 30	Putco..... 39, 40
Bushwacker..... 41	R
C	Rancho..... 10, 22, 34
Centerforce..... 9	ReadyLift..... 11, 23, 35
Cragar 37	S
D	Skyjacker..... 10, 22, 34
Deflecta-Shield..... 41	Snow Performance 8, 20
Diablosport..... 3, 15, 27	Superchips 3, 15, 27
Dick Cepek 36, 37	Superlift..... 11, 23, 35
Dynomax 7, 19, 31	T
E	Taylor Cable..... 5, 29
Eaton..... 21	TCI..... 9, 21, 33
Edge Products 3, 15, 27	Titan Fuel Tanks..... 8, 20, 32
Extang 12	Toyo Tire..... 36
F	Truxedo 24
Fabtech 11, 23	U
FASS..... 8, 20, 32	Ultra Wheel 37
Firestone 11	V
Flex-A-Lite..... 8, 20, 32	Volant..... 4, 17, 29
Fluidampr..... 33	W
FueLab 8, 20, 32	Wheel Replicas 37
G	
Gibson..... 7, 19, 31	

Product


A	Lift Kits..... 10, 22
Air Filters..... 4, 5 23, 34, 35
..... 16, 17, 28	Lighting 39
B	P
Bed Caps..... 38, 41	Programmers/Modules 2, 3, 14
Bed Rails 40, 41 15, 26, 27
Block Kits 23	R
Boost Coolers 8, 20	Rotors..... 9, 21, 33
Brake Pads 9, 21	S
C	Shift Enhancers 9, 21
Cam Caster Adjuster Kit..... 9	Shocks 11, 23, 35
Chrome Trim..... 39	Steering Stabilizers..... 33, 35
Clutches 9	Suspension Systems..... 10, 11, 22
D 23, 34, 35
Differentials..... 21	Sway Bar End Links 33
E	T
Exhaust Brakes..... 9, 21, 31	Tailgate Caps..... 38
Exhaust Manifolds 19, 31	Tailgate Protectors..... 41
Exhaust Systems 6, 7, 18	Throttle Bodies 5, 29
..... 19, 30, 31	Tires 36
Exhaust Stacks 7, 19, 30, 31	Tonneau Covers 12, 24, 38
Exhaust Tips 7, 30	Torque Converters..... 9, 21, 33
F	Track Bars 33
Fans 8, 20, 32	Transmissions..... 33
Fender Flares..... 41	Transmission Pans 9, 21, 33
Fuel Pumps..... 8, 20, 32	Turbo Upgrades 32
Fuel Tanks 8, 20, 32	Turbochargers 8
Fuel/Air Separation Systems 8, 20, 32	W
G	Water Injection Kits..... 20, 32
Gauge Kits..... 8, 20, 32	Wheels 37
Grilles 40	Window Visors 39
H	
Hoods..... 41	
I	
Intakes 4, 5, 16	
..... 17, 28, 29	
Intercooler Systems 8, 20, 32	
L	
Leveling Kits..... 10, 22	
..... 23, 34, 35	

The publishers are not responsible for typographical errors. Copyright ©2012. All rights reserved. All text, graphics, pictures, logos, and the selection and arrangement thereof is the exclusive property of the Publisher, or its content supplier. No portion of this publication, including images, may be copied or reproduced in any form without the prior written consent of the Publisher.

See These Catalogs For More Products!

These Titles Also Available...

Toyota • Jeep® • Professional • Towing • Serious Performance
Sport Compact Performance • Street Performance



POWER STROKE® DIESEL

FORD DIESEL TRUCK | All The Power And Performance You Will Ever Want!



Power Programmers: Pages 2-3

Want a better product, one that is a fuel saver and delivers maximum power to your stock diesel engine. Even while you're towing, power and performance are being delivered by optimizing the tuning over the entire RPM band, proper transmission shifting, and maintaining safe EGTs.

Air Intake: Pages 4-5

A diesel engine does not compress its fuel/air charge and then initiate combustion by the use of a spark plug. Instead, in a diesel engine only air is compressed. When the piston is near top dead center, the fuel is sprayed by an injector into the combustion chamber where it mixes with the hot compressed air and self-ignites. An engine is most efficient when it burns every molecule of air and fuel that enters the cylinders.

Exhaust Systems/Stacks/Tips: Pages 6-7

Performance exhaust systems are designed to decrease backpressure by increasing flow and allowing exhaust gases to escape freely. By doing so, this produces more torque and increased horsepower. For a cool look while adding horsepower to your Diesel truck, add some stacks or exhaust tips.

Cooling/Fuel: Page 8

Cooling is important to keep your Diesel truck running efficiently. Improve gas mileage, horsepower, torque, and air conditioning temperature just by replacing the stock belt-driven fan and shroud with an electric fan.

Gauges are a simple way to measure and monitor your engine's performance. They help you keep track of transmission temperature, EGT, boost, and fuel pressure, just to mention a few.

Drivetrain: Page 9

With the wide variety of engine management, fuel/air and exhaust enhancements, you must consider how your vehicle is going to transfer newfound power to the wheels. That is where consideration needs to be given to the drivetrain. Of particular importance is power transfer from the motor or transmission. Whether manual or automatic, many improvements can help take your new power and put it where it matters - to your wheels and on the road.

Suspension: Pages 10-11

Suspension is the term given to the system of springs, shock absorbers, and linkages that connects a vehicle to its wheels. Suspension upgrades can improve the performance of your vehicle by ensuring the wheels and tires maintain proper grip and improved braking. They also allow more options for the size of wheels and tires for your vehicle.

Tonneau Covers & Bed Protection:Pages 12, 24, & 38

Complete the look of your truck while increasing fuel mileage and resale value with a new tonneau cover. And don't forget to keep that bed protected and looking showroom new no matter what you do with your truck!

Wheel & Tires: Pages 36-37

Wheels & Tires are particularly important when modifying your suspension. Make sure they match the new ride height and clearance. Not only do they improve the look of your vehicle, they also improve the ride and handling.

Lighting: Page 39

Truck Accessories:Pages 39,40,41

POWER PROGRAMMERS



Triple Dog GT

The Triple Dog GT is an all-in-one downloader, monitor, and tuning device. The GT Diesel features multiple power settings with the ability to adjust drivetrain and user settings. In addition, the GT line features all of the same gauge/monitoring functions as well as the advanced Driving Coach software aiding drivers in maximizing their fuel economy.

FEATURES

- Three tunes to choose from
- Read and erase DTCs
- Safety defueling
- DPF burn-off for 08s
- Additional vehicle-specific features

Part No. 40420—Triple Dog GT for Diesel Vehicles +100 hp/200 lbs.-ft



Performance Management Tool

- Downloader and in-cab monitor all in one
- Adjustable on-the-fly performance levels
- Internet upgradeable
- Runs vehicle diagnostic tests
- Displays diagnostics
- Obey set safety parameters
- Displays and records vehicle performance tests
- Easy installation



Part No. 40300—Performance Management Tool (PMT)

This downloader/performance management tool equipped with a color touch screen is programmed with the same adjustable on-the-fly programs as the Triple Dog Downloader and carries a comprehensive list of diagnostic and safety features. The PMT supports the need for power and safety. Receive up to 230 horsepower on select vehicles and retain engine integrity with the Pyrometer De-fuel and transmission De-fuel features.



WatchDog™ Multi-Function Performance Gauge

It is proven that drivers who change their driving habits to maximize fuel economy can see improvements up to 37% per gallon of fuel. Recognizing this fact, Bully Dog designed the first software of its kind into the WatchDog, thus being first to market again!



The information is gathered from the sensors that each vehicle is equipped with from the factory. Information is gathered during operation in real time; the software then processes the information. As the information is processed, it is then used to serve as a Driving Coach, guiding the vehicle's driver to the most efficient, economical driving techniques in order to maximize fuel economy. The WatchDog Gauge offers a comprehensive digital gauge package, including all standard PID or vehicle parameters included in vehicles '96 and newer. The gauge will display a combination of any four parameters with over 20 different ones to choose from, depending on your vehicle. These gauges are all displayed at the same time on an easy-to-read digital display.

Part No. 40400 — White
Part No. 40402 — Black



Six-Gun® Diesel Tuner with Banks iQ™ Dashboard PC

Banks Six-Gun delivers up to +155 hp and +385 lb-ft of torque to the rear wheels. With six on-the-fly-adjustable power levels, Six-Gun gives you the versatility to meet any driving situation. Six-Gun also features Banks exclusives such as AutoRate® and ActiveSafety®, designed to provide total engine and tranny protection. And with the Banks iQ as your Six-Gun command center and interface, you'll have complete vehicle/engine awareness and total control, allowing you to set customized EGT safety zones backed by both visual and audible alerts.

Part No.	Application
Banks Six-Gun Diesel Tuner w/ Banks iQ	
63919	08-10 Ford 6.4L
63749	03-07 Ford 6.0L



Six-Gun® Diesel Tuner Power in a Flexible User Interface

- 2" diameter gauge-mount
- A diesel tuner and a control panel in one
- Six levels of on-the-fly push button power
- Adds up to +62 hp and +163 lb-ft to stock
- Quick and easy install



Part No.	Application
Ford 7.3L Power Stroke	
66513	99-03 Six-Gun Diesel Tuner, w/thermocouple
66514	99-03 Six-Gun Diesel Tuner, non-EGT limiting



Six-Gun® Diesel Tuner Six Levels of Power—Change On-The-Fly

- Highest proven HP and torque—up to +128 hp and +345 lb-ft
- With optional PowerPDA or Speed-Loader®, best gains are +155 hp & +385 lb-ft
- Six power levels, adjustable on-the-fly
- Stacked for Power®—tunes pulse width, timing, and fuel pressure
- Contains AutoRate™, Banks exclusive electronic powertrain management system that automatically adjusts power output to a safe level for prevailing conditions
- Quick and easy install

Speed Loader

- Upgrade for selector-version Six-Gun Tuner
- Increases Six-Gun output by up to 27 hp and 40 lb-ft with a simple inline adapter
- Includes high-quality thermocouple for temp limiting control

Six Gun Tuner w/Selector for Ford

Part No. 61023 — 03-07 6.0L Power Stroke
Part No. 62988* — Speed-Loader
Part No. 63907 — 08-10 6.4L Power Stroke, w/Switch
*Not needed if using PowerPDA



POWER PROGRAMMERS

Superchips

VIVID LINQ

Superchips VIVID LINQ is the only tuning device in the industry designed to work with Android™ OS smartphones. LINQ is available for nearly 1,000 vehicle applications including most popular truck, performance car, and SUVs produced in the last decade. LINQ is a Bluetooth wireless vehicle tuning interface that turns your phone into a performance tuner, diagnostic trouble code tool, PID reader, driving coach, or virtual dash board with the touch of the phone screen. Combine your Android phone with LINQ for an affordable yet advanced vehicle tuning experience!

Part No.	Application
118550	99-10 Ford Diesel Vehicles
118580	11-Up Ford Diesel Vehicles

DIABLOSPORT®

GASOLINE AND DIESEL TUNING SYSTEMS



- Comes pre-loaded with multiple tunes for your vehicle including Economy, Factory, Performance, Towing, Extreme, CAI Tunes, Pulley Tunes, and many more (tune selection may vary from vehicle to vehicle)
- Built in Diagnostic Tool-save hundreds in dealership charges reading and clearing your own trouble codes (check engine lights)
- With over 100MB of onboard memory log/record hours of data
- Virtual Gauges-customize your own gauge layout
- Tune multiple supported vehicles (only 1 at a time)
- Supports custom tuning-accepts up to 5 additional custom tunes
- The most adjustable parameters on the market including speed limiter, tire sizes and many more!
- Set up your own gauge alarms/shift lights using the Trinity's LED lights
- High Resolution 320x240 Full Color Touch Screen

Part No. T1000

HYPERTECH Max Energy Power Programmer

The World Leader In High-Performance Engine Tuning Products

- Automatic transmission shift points and firmness
- Top-speed limiter
- RPM "rev" limiter
- Diagnostics
- Cooling fan temps
- Internet updates
- Speedometer correction for up to 54" tires and/or non-stock rear gears



More Applications Available.

The Max Energy E-CON™ Economy Power

- Read and clear diagnostic trouble codes and turn off "check engine" lights
- Return the vehicle back to the stock settings or change option settings at any time
- Allows software updates over the internet (USB cable included)
- Easy plug-and-play installation
- Top-speed limiter and RPM "rev" limiter
- Speedometer/odometer correction
- Transmission shift points and firmness



More Applications Available.

Max Energy	E-CON	Application
42501	43501	08-10 F-250-F-550 6.4 Power Stroke 06-07 F-250-F-550 6.0 Power Stroke
42500	43500	99-03 F-250-F-550/Excursion 7.3 Power Stroke
42002	43002	03-05 F-250-F-550/Excursion 6.0 Power Stroke



NEW



Features Android™ Technology

EDGE PRODUCTS

Juice with Attitude CS and CTS

Edge's premier product line, the Juice with Attitude CS and CTS control timing and duration of injector firing for your Power Stroke® to deliver maximum performance, improved driveability, and better fuel economy. Get on-the-fly adjustability and monitoring capabilities at your fingertips. This plug-in module is easy to install and comes with factory-style connections.



Application	Part No.
CS, 99-03 Ford Power Stroke® 7.3L	11000
CTS, 99-03 Ford Power Stroke® 7.3L	11100
CS, 03-07 Ford Power Stroke® 6.0L	11001
CTS, 03-07 Ford Power Stroke® 6.0L	11101

EDGE PRODUCTS Evolution CS and CTS

- Multiple power levels for mileage, towing, and performance
- Full-color, high-resolution, button-controlled 2.4 inch screen (CS) or 4.3 inch touch screen (CTS)
- Compatible with optional EGT pyrometer for engine protection
- Internet updateable (cable included)
- Displays and clears diagnostic trouble codes
- Displays alerts and records such as RPM, MPH, and EGT
- 0-60 and quarter-mile performance test with drag-strip, christmas-tree lighting (Graphs speed and time on screen)
- Displays up to 8 parameters at a time in digital display mode
- Monitors and displays diesel particulate filter (DPF) status on new emission diesel trucks



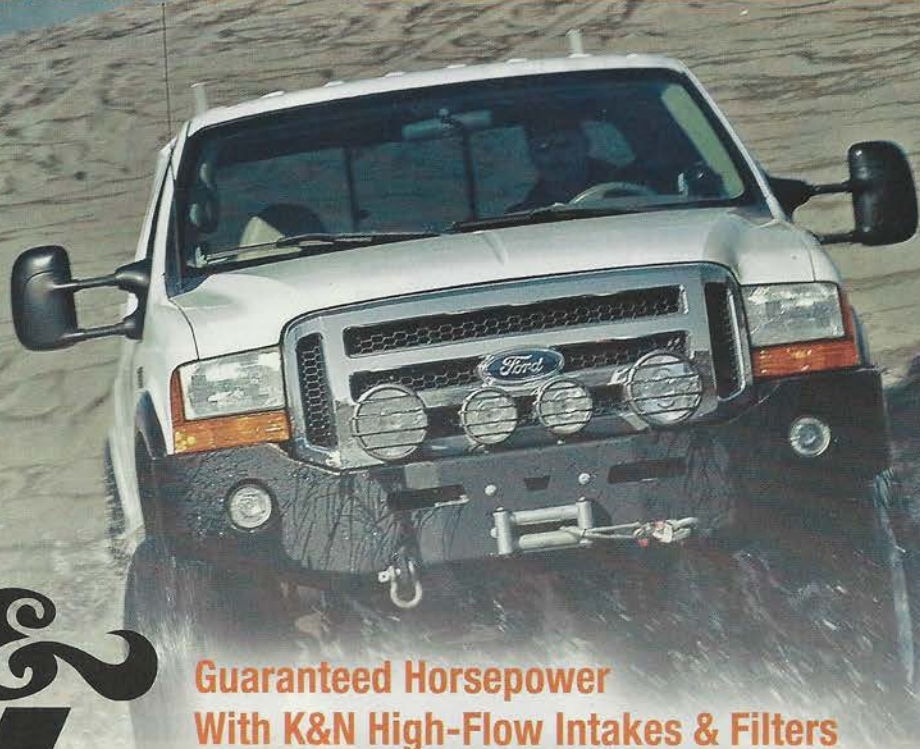
CTS (COLOR TOUCH SCREEN)

30 DAY MONEY BACK GUARANTEE

Part No.	Description
85100	Evolution CS Diesel
85200	Evolution CTS Diesel

CS (COLOR SCREEN)

AIR INTAKE



**Guaranteed Horsepower
With K&N High-Flow Intakes & Filters**

High-Flow Air Filters

- Increase horsepower
- Never need replacement
- Comply with factory warranties
- Available for most cars and trucks
- K&N Million Mile Limited Warranty®

Part No.	Power Stroke® Application
332248	00-03 F-250/350 Super Duty 7.3L
E0780	03-07 F-250/350 Super Duty 6.0L
E0785	08-10 F-250/350 Super Duty 6.4L



High-Flow Intake Systems

- Guaranteed horsepower
- Increased filtering capacity
- Lifetime high-flow air filter
- Won't void factory warranty
- K&N Million Mile Limited Warranty®

Part No.	Power Stroke® Application
572576	08-10 6.4L F-250/350 Super Duty
632582	2011 6.7L F-250/350 Super Duty
5725461	03-05 6.0L Excursion
572530	00-03 7.3L Excursion
5725461	03-07 6.0L F-250/350 Super Duty
572530	00-03 7.3L F-250/350 Super Duty
572531	95-97 7.3L F-250/350 Super Duty



Brute Force Intakes

- Dyno tuned to produce maximum horsepower and torque
- 50-state legal or pending legality
- AEM's lifetime DRYFLOW Synthetic air filter is up to 99.52% efficient in FINE DUST testing, filters dirt as small as one micron, and never needs filter oil!
- Inlet constructed of lightweight 6063 aluminum and mandrel bent for maximum flow
- Utilizes a complete hardware kit with soft mounts for a guaranteed perfect fit
- Comprehensive installation instructions and decals included
- Made in the USA



Part No.	Application
218114D	99-03 Super Duty Diesel 7.3L Power Stroke®
218104D	03-06 Super Duty 6.0L Power Stroke® w/MAF only
219124DS	2011 Super Duty Diesel 6.7L Power Stroke®

Add Color Code to end of Part No.: C - Silver or P - Polished.



Diesel Intakes Volant Truck Kits with Box

The same quality we give our gas kits is carried over into the diesel market with fully boxed units, removable lids, and a polyethylene construction. The main difference with the diesel kits is the Primo filter, which has twice the layers as the gas filters. Eight layers for added protection and durability for the turbo-charged diesel blocks.



Intake Part No.	Filter Part No.	PreFilter Part No.	Application
19873	5153	—	99-03 Ford F-250 / 350 7.3L
19873	5153	—	99-03 Ford Excursion 7.3L
19860	5152	51905	03-07 Ford F-250 / 350 6.0L
19864	5152	51905	08-10 Ford F-250/350 6.4L
19867	5152	51905	2011 Ford F-250/350 6.7L



AIR INTAKE



Magnum Force™ Air Intake Systems

- Increase horsepower and ft-lbs of torque
- Improves air flow up to 75%
- Washable/reusable air filter

Year	Pro 5 R Performance Part No.	Pro Guard 7 Protection Part No.	Pro Dry S Non-Oiled/Dry Part No.
Ford Power Stroke			
11-12 (6.7L)	5411872	—	5111872
08-10 (6.4L)	5411262	7511262	5111262
03-07 (6.0L)	5480392	7580392	5180392
03-07 (6.0L)	5430392	7530392	5130392
99-03 (7.3L)	5410192	7510192	5110192
94-97 (7.3L)	5410792	7510792	5110792

OE Replacement Performance Filters

- Progressively finer mesh for better filtration without sacrificing airflow
- 100% polyurethane construction will not deteriorate over time from heat or chemical exposure
- Washable/reusable media with deepest pleats in the industry
- Open consistent pleat distribution for excellent airflow
- Progressive bump seal eliminates need for sealing gasket or grease



Ford	Pro 5R Part No.	Pro Guard 7 Part No.
99.5-03 7.3L	3010006	7310006
03-07 6.0L	1010100	7110100
08-10 6.4L	1010107	7110107
11-12 6.7L	3080202	7380202



Intake Systems Increased Horsepower, Improved Torque, and Built Diesel Tough!

The Performance Intake Company

DIESEL PRODUCTS

- Easy bolt-on installation
- Improved horsepower, torque, and fuel efficiency
- Washable, reusable hi-flow filter
- Lifetime no hassle warranty

Part No.	Application
400122	99-03 F-250/350 SD 7.3L Power Stroke (Quick Fit)
4001311	03-07 F-250/350 SD 6.0L Power Stroke
4002141	08-10 F-250/350 SD 6.4L Power Stroke
400278	11-12 F-250/350 SD 6.7L Power Stroke



The Performance Intake Company



PowerAid® Throttle Body Spacers

PowerAid® Throttle Body Spacers incorporate a patented "Helix Bore," which spins the incoming air charge, boosting velocity for improved atomization. The end result is improved combustion efficiency, which boosts low-end torque, throttle response, and fuel efficiency!

- Part No. 400601 - 03-04 Power Stroke® 6.0L
- Part No. 400602 - 05-07 Power Stroke® 6.0L
- Part No. 400623 - 08-10 Power Stroke® 6.4L



RFI Cold Air Intakes

The RFI systems are advanced air intakes built to increase the engine's ability to breathe. By replacing the restrictive stock intake, the RFI increases horsepower, torque, fuel efficiency, and can decrease EGTs.

Part No.	Application
51104	11-12 Ford Power Stroke 6.7L
51103	08-10 Ford Power Stroke 6.4L
51105	03-04 and 06-07 Ford Power Stroke 6.0L
51101	2005 Ford Power Stroke 6.0L
221103	99-03 Ford Power Stroke 7.3L



Variable Venturi Aperture provides enhanced air/fuel efficiency for economy

Computer Designed chambers and channels for improved performance

Helix Power Tower Throttle Body Spacers

- Up to 20 horsepower*
- Up to 25 lb/ft of torque
- 1-3 MPG*
- Easy installation
- Quieter operation
- True bolt-on performance

*Performance levels may vary among applications and driving style.

Part No. 73015
99-03 Ford F-250/550 7.3L Power Stroke Diesel

Increased Air-Flow design creates better cylinder filling gives better acceleration



Helix power Tower PLUS is precision machined from solid T-6061 billet aluminum for lasting performance

EXHAUST SYSTEMS

MAGNAFLOW Exhaust PRODUCTS



Ford Power Stroke Diesel (Non-D.P.F.)

- **Magnaflow Performance** diesel systems are our premium line featuring a POLISHED 100% stainless steel muffler and mandrel-bent stainless steel tubing with a DOUBLE WALL tip
- **Magnaflow XL Performance** is our mid-level performance diesel system featuring a 100% stainless steel muffler and mandrel-bent stainless steel tubing with a single wall tip
- **Magnaflow Pro Performance** is our entry-level performance diesel system featuring a 100% stainless steel muffler and mandrel-bent stainless steel tubing. Optional 5" diesel tips are sold separately
- **Magnaflow Direct-Fit Muffler Kit** is 100% stainless steel and gives you some of the sound, looks, and performance of our full cat-back systems while working with your budget



All four lines are 100% stainless steel AND backed by a lifetime warranty.



Part No. Part No. Part No.

5-Inch Systems — 6.0L Power Stroke V-8

03-07 6.0L V-8, Turbo-back, F-250/F-350, CC/SB-LB, EC/LB (incl. Dually), (Style A)	16926	—	17927
03-07 6.0L V-8, Cat-back, F-250/F-350/Harley-Davidson, CC/SB-LB, (Style A)	—	—	17949

4-Inch Systems — 6.0L Power Stroke V-8

05-07 6.0L V-8, Turbo-back, F-250/F-350/H.-Davidson, CC/SB-LB, EC/LB, (Style A)	—	16922	17922
03-07 6.0L V-8, Turbo-back*, F-250/F-350, CC/SB-LB, EC/LB (incl. Dually), (Style A)	15952*	15956*	17957*
03-07 6.0L V-8, Turbo-back*, F-250/F-350, CC/SB-LB, EC/LB, (Style A)	15950*	15954*	17954*
03-07 6.0L V-8, Cat-back, F-250/F-350/H.-Davidson, CC/SB-LB, (Style A)	—	16951	17951
03-04 6.0L V-8, Turbo-back, F-250/F-350/H.-Davidson, CC/SB-LB, EC/LB, (Style A)	—	15978	17978

Duals — 6.0L Power Stroke, 4"

05-07 6.0L V-8, Turbo-back, F-250/F-350/H.-Davidson, CC/SB-LB, EC/LB, DUAL BEHIND THE REAR TIRES, (Style E)	16919	—	—
03-07 6.0L V-8, Cat-back, F-250/F-350/H.-Davidson, CC/SB-LB, DUAL BEHIND THE REAR TIRES, (Style E)	16966	16967	17967
03-04 6.0L V-8, Turbo-back, F-250/F-350/H.-Davidson, CC/SB-LB, EC/LB, DUAL BEHIND THE REAR TIRES, (Style E)	—	—	17977

Ford Power Stroke Diesel D.P.F. — Diesel Particulate Filter

- **Magnaflow Performance** diesel systems are our premium line, which includes mandrel-bent stainless steel tubing, a mirror-finish 100% stainless steel muffler, an optional muffler delete pipe, band clamps, and polished MagnaFlow single-wall inter-cooled tip(s)
- **Magnaflow XL Performance** is our mid-level performance line, which includes mandrel-bent stainless steel tubing, a 100% satin finish stainless steel muffler, an optional muffler delete pipe, saddle clamps, and polished MagnaFlow single-wall inter-cooled tip(s)
- **Magnaflow Pro Performance** is our entry-level performance line, which includes mandrel-bent stainless steel tubing, a muffler delete pipe, saddle clamps, and polished MagnaFlow single-wall inter-cooled tip(s)



All lines are 100% stainless steel AND backed by a lifetime warranty.



Part No. Part No. Part No.

2011 6.4L V-8, CC/SB-LB, EC/LB, SRW & DRW*

5" Filter-back Single Exhaust	15503	15504	17946
4" Filter-back Single Exhaust	15505	15506	17947
4" Filter-back Dual Exhaust with 3.5" Dual Tailpipe	15507	15508	17948

08-10 6.4L V-8, CC/SB-LB, EC/LB, SRW & DRW*

5" Filter-back Single Exhaust	16982	—	17984
4" Filter-back Single Exhaust	16981	16983	17983
4" Filter-back Dual Exhaust with 3.5" Dual Tailpipe	16987	—	17988

*SRW = Single Rear Wheel, DRW = Dual Rear Wheel

Off-Road Pro Series Exhaust

- Turn down before the axle configuration
- Stainless steel construction
- Lifetime warranty
- High flow straight through design
- Hassle free bolt-on installation



Part No.	Application
17133	03-07 Ford Super Duty 6.0L, EC-CC, 4" Turbo-Back
17134	03-07 Ford Super Duty 6.0L, EC-CC, 4" Cat-Back
17135	99-03 Ford Super Duty 7.3L, EC-CC, 4" Turbo-Back
17136	99-03 Ford Super Duty 7.3L, EC-CC, 4" Cat-Back

EXHAUST SYSTEMS



Single Cat-Back Exhaust

- Large 4" mandrel-bent tailpipe maintains constant exhaust flow
- Superflow™ Muffler - Straight thru design, fully welded, baffled and chambered for better volume efficiency and unrestricted flow (not packed or screened, nothing to blow out)
- Giant 5-inch T-304 high-polished stainless steel slash tip
- 50-state emissions legal
- Will not affect your factory warranty

Year	Power Stroke Diesel Application	Swept Side	
		Aluminum Part No.	Stainless Part No.
2011	6.7L CC,SB	319659	619659
2011	6.7L CC, LB	319658	619658
08-10	6.4L CC, SB F250/350/450	319626	—
03-07	6.0L CC, SB w/Downpipe	—	619615
03-07	6.0L CC, LB	—	619610



Rapid Flow Exhaust Systems

Designed and built with absolute minimal degree angles on bends. This will create the most free-flowing low back-pressure system in the industry, allowing the turbo to move air more freely, reducing exhaust temperatures.

Part No.	Application
4" Aluminized	
81413	08-10 6.4L Power Stroke
81050	03-07 6.0L Power Stroke w/AUX Gas Tank (Alum)
5" Aluminized	
81052	03-07 6.0L Power Stroke
81020	99-03 Ford 7.3L Power Stroke



4" Performance Diesel Exhaust Systems

Lower your exhaust gas temperatures, gain quicker turbo spool up, and pull that trailer with ease with the highest power gains and best fitting diesel exhaust systems available.



XP Series Part No.	Pro Series T304 Stainless Part No.	Installer Series Aluminized Steel Part No.	Application
Ford			
S6252409	—	S6252AL	2011 F-250/350 6.7L Diesel, DPF-Back, 5" Single, All Models
S6242409	S6242304	S6242AL	08-10 F-250/350 - 6.4L Diesel Crew Cab 6.5' box, EC
S6244409	S6244304	S6244AL	08-10 F-250/350 6.4L Crew Cabs "Cool Duals"
S6202409	—	S6202AL	99-03 7.3L V8 Turbo, F-250/ F-350, 4" Turbo Back, "COOL DUALS" all models
S6206409	S6206304	S6206AL	03-07 6.0L V8 Turbo, F-250/ F-350, Turbo Back, all models (Exc. 137" W.B.)
S6210409	S6210304	S6210AL	03-07 6.0L V8 Turbo, F-250/ F-350, Turbo Back, "COOL DUALS" all models, Exc. 137" W.B.

Optional Ford Exhaust Components

FS9414	—	—	03-07 6.0L F-250/F-350, Catalytic Converter Test Pipe
--------	---	---	---



Monster® Exhaust

Banks Monster exhaust systems for diesel trucks are made of all stainless steel (not aluminized) 4" mandrel-bent tubing that virtually eliminates backpressure (up to 98%), adding up to +18 hp and +30 lb-ft torque. The polished straight-through Monster muffler outflows stock up to 228% and produces a cool, throaty growl.

Ford Power Stroke 6.0L

Duals Part No.	Single Part No.	Application
—	48787	2004 Crew cab, long bed
—	48785	2004 Crew cab, short bed
47609	48787	05-07 Crew cab, long bed
—	48785	05-07 Crew cab, short bed
49782	49780	08-10 EC/SB-LB, CC/SB
49783	49781	08-10 CC/LB or any WB
49790	49788	2011 CC/SB-LB




Truck Staxx

The DynoMax Truck Staxx kit enables light-truck owners to convert their existing exhaust outlet using two upright stacks located behind the passenger compartment. Available with 4-inch angled outlets.

Part No. 89303* - Chromed Angled Staxx Kit
* Adapter Tee needed for single exhaust applications.

Truck Stacks

Stacks are back, with a few refinements courtesy of MBRP, Inc. Our SMOKERS™ systems are full mandrel-bent stainless tubing providing the fastest path from turbo right to your choice of mirror-polished T304 stainless steel stacks.



Part No.	Application
Smokers	
S8200409	99-03 Ford Power Stroke, 7.3L Turbo Back
S8201409	03-07 Ford Power Stroke, 6.0L Turbo Back
S8202409	08-10 Ford Power Stroke 6.4L DPF Back
Stacks - Universal	
B1610	6" Angle Cut, 36" T304 Mirror Polished
B1530	5" Angle Cut, 36" T304 Mirror Polished
B1430	4" Turn Out, 36" T304 Mirror Polished

Add BLK to the end of the Part Number for black stacks

5" Mirror Polished Stainless Steel Tips

Part No.	Description
T5049	5" O.D. Dual Wall Straight, 12" length, 4" inlet
T5050	5" O.D. Rolled Straight, 12" length, 4" inlet
T5051	5" O.D. Angled Rolled end, 12" length, 4" inlet
T5052	5" O.D. Angled Single Walled, 12" length, 4" inlet
T5053	5" O.D. Dual Wall Angled, 12" length, 4" inlet



COOLING/FUEL



Stage 2 Diesel Boost Cooler™

The burst of speed you get as you drop the hammer is considerable. And it's perfect for lowering EGTs when pulling heavy loads up steep inclines or simply enjoying the wow-factor on the quarter-mile.

Kit includes:

- 150+ PSI high volume pump
- 2 quart reservoir
- Bulkhead fitting
- Digital variable controller
- 3 nozzles to cover a wide range of horsepower
- All required hardware needed for installation
- Comprehensive instructions

Part No. 50002—Ford 7.3 Power Stroke Diesel Boost Cooler™

Part No. 50012—Ford 6.0 Power Stroke Diesel Boost Cooler™



Techni-Cooler® Intercooler System

- Dramatically increases flow of cool, dense air into the engine
- Delivers maximum boost air temp reduction with minimal boost pressure loss
- Lowers EGTs
- Provides higher continuous power and more power at any EGT



With its bigger, mandrel-bent high-flow boost tubes, wide-open inlet and outlet and a larger intercooler core with up to 34% more flow volume, Banks Techni-Cooler intercooling system removes restrictions, improving airflow from the turbo to the High-Ram® intake manifold (some apps).

Part No. 25973—99.5-03 Ford Power Stroke 7.3L

Part No. 25974—03-04 Ford Power Stroke 6.0L, F-250-450

Part No. 25975—05-07 Ford Power Stroke 6.0L, F-250-450

Part No. 25984—08-10 Ford Power Stroke 6.4L

Electric Cooling Fans

- Recover 27HP and boost your fuel mileage by 6% just by eliminating your stock clutch fan assembly
- Replace the stock belt-driven fan and shroud with the Power Stroke electric fan to improve gas mileage, horsepower, torque and air conditioning temperature
- Fan measures 30" x 26" x 4 1/2" pulls up to 6200 cubic feet per minute and draws 28-36 amps

Part No. 272 — 98-03 F-250/F-350 Power Stroke Diesel

Part No. 270 — Big Truck Fan w/Ford Mounting Brackets



Large Capacity Replacement Fuel Tanks for Diesel Trucks

- Mounts in place of your stock tank
- Doubles your fuel capacity
- Works with stock gauges

Part No.	Application
7020211	11-12 Ford Super Duty, Crew Cab SB (Stock Tank: 26 gal. / Titan Tank: 50 gal.)
7020311	11-12 Ford Super Duty, Crew Cab LB (Stock Tank: 36 gal. / Titan Tank: 65 gal.)
7020208	08-10 Ford Super Duty, Crew Cab SB (Stock Tank: 28 gal. / Titan Tank: 51 gal.)
7020308	08-10 Ford Super Duty, Crew Cab SB (Stock Tank: 38 gal. / Titan Tank: 67 gal.)



Titanium Series Fuel/Air Separation Systems



- Eliminate the contaminants and save your injectors!
- Removes all types of fuel contaminants
- Increases injector life and dependability
- Increase horsepower and torque
- Increases fuel mileage (individual results may vary)
- Reduces carbon monoxide and carbon dioxide
- Excellent cold weather performance

Part No.	Application
TF13125G	05-07 Ford Power Stroke, 125gph@50psi
TF14125G	99-04 Ford Power Stroke, 125gph@55psi
TF16150G	08-10 Ford Power Stroke, 150gph
TF17125G	11-12 Ford Power Stroke, 125gph



Diesel Truck Gauge Kits

- Dual kits include Boost and Pyrometer
- Triple kits include Transmission Temperature, Boost and Pyrometer
- Kit includes A-pillar mount

Dual Part No.	Triple Part No.	
7071	7072	Kit w/Z-Series Gauges (black)
7074	7075	Kit w/Ultra-Lite Gauges (silver)



Prodigy Series Fuel Pumps

Fuelab has taken fuel delivery to the next level... Digital! Prodigy fuel pumps work to keep your fuel cool. Variable speed operation helps to avoid fuel vaporization and allows pumps to be run in continuous duty operation for street or strip usage. With the new demand-based system, true pump control is finally achievable and easy to install.

Part No.	Application
414011	EFI Digital Fuel Pump, 105gph@45psi, to 1000HP
414021	EFI Digital Fuel Pump, 140gph@45psi, to 1300HP



Turbo Thruster II Turbocharger

A custom BorgWarner S300 turbocharger that has extended tip technology, double-port adjustable waste gate and shrouded housing, and, can support airflow requirements all the way to 450 rear wheel horsepower, yet maintains drive ability on the street. Designed as a direct, bolt-in replacement for the stock turbo, the Turbo Thruster II kit includes everything needed for a professional-quality installation.

Part No.	Application
1047070	03-07 Ford 6.0L c/w SCT Module
1047510	99.5-03 Ford 7.3L GTP38 - Pick-up only





Exhaust Brake

Increase slowing power, reduce wear on your truck's brakes with the original BD Brake exhaust brake. Patented Variable Orifice Technology provides peak performance throughout the engine's rpm range, not just at high rpm.



Part No. 2023144 — 99-03 Ford Power Stroke® 7.3L Turbo Mount Air

Torque Converters

Handles 250% More Torque

Our engineered billet machined stator design multiplies the torque below peak engine torque. Improves fuel economy and reduces oil temperature, engine rpm and noise. The lock up clutch is designed to handle any stock or extreme modified Diesel. Stamp forged front clutch covers do not distort and securely mount in place.

Part No. 1030223 — 99-03 Ford 4R100 7.3L

Part No. 1030227 — 03-06 Ford 5R110 6.0L



Cam Caster Adjuster Kit

- Helps correct steering issues caused by lifted suspension and/or larger tires
- Installs on the radius control arms to make caster adjustment easier
- Helps prevent tire cupping and returns steering wheel to center



Part No. 1032100 - 05-10 Ford Super Duty



Performance Brake Rotors

- Exclusive "vacu-slot" design prevents cracking
- Power Slot's black E-coating protects against corrosion
- Improves overall brake performance


Part No. 12665086SL — 99-02 Ford Super Duty, Front Left

Part No. 12665086SR — 99-02 Ford Super Duty, Front Right



Dual Friction Clutches

- Patented processes to provide a performance clutch that offers exceptional street characteristics
- Outstanding holding capacity and durability
- Full facing on the pressure plate side for drivability
- Carbon composite puc style (segmented) on the flywheel side for a positive engagement
- The ultimate in street/strip holding power and performance without sacrificing pedal effort and driver control



DF Series



Shift Enhancer Kit

These transmission kits increase line pressure in the transmission, which reduces torque converter and transmission clutch slippage and improves shifting. Easy to install using basic hand tools. Bully Dog's shift enhancers improve shift and line pressure while reducing slipping and lowering heat. The end result is firmer, quicker shifts, which vastly improves the driving experience and longevity of the transmission by lowering transmission temperatures.

Part No. 151000 — 94-03 Ford E40D/4R100



Maximizer™ High Torque Converters

Our fuel-efficient High Torque Towing Converter is designed to reduce the slippage found in all non lock-up torque converters. This series of torque converters enables transmissions to run cooler and reduces engine rpm at highway speeds. In addition to the resulting fuel mileage increases, the Maximizer™ Towing Converter also lowers transmission temperature by as much as 20°F. This is an excellent choice for motor homes, tow vehicles and other heavy load applications.

Ford E40D/4R100 Towing

Part No.	Application
492200	89-up E40D/4R100 RV/Towing, 4-lug forged steel front
492201	89-up E40D/4R100 RV/Towing, 6-lug forged steel front
492202	89-up E40D/4R100 RV/Towing, 6-lug billet steel front w/ triple-disc clutch and steel stator
443631	83-87 C6 with 6.9L Diesel



LTS Brake Pads

Recommended for import and domestic full-sized SUVs, vans, and light trucks. LTS Ferro-Carbon material is specifically designed for the larger brake systems used in full-sized light trucks. LTS offers improved braking over OE, superior fade resistance, and excellent pad and rotor life.

Part No.	Application
HB528Y811	05-11 Ford Super Duty 6.0/6.4/6.7L, Front
FB529Y710	05-07 Super Duty 6.0L non-dually, Rear



SUSPENSION



FORD F-250/F-350 4WD

Lift Kits

- Stage I & II Systems available
- Performance Shocks included
- Clears up to 37" tires

STRONGER
TOUGHER **BETTER**
LIFTED

Year	Application	Lift Height	ES Series Shocks	MX-6 Shocks	MX-6 Resi Shocks	Fox Non-Resi Shocks	Fox Resi Shocks	Max Tire Size
11-12	F-250 - 4WD Diesel (Stage 1 Kit w/ Front Coil Springs)	8	K4184B	K4184BMX	K4184BMXR	—	—	38.5x14.50
11-12	F-250 - 4WD Diesel (Stage 2 Kit w/ Front Coil Springs)	8	K4186B	K4186BMX	K4186BMXR	—	—	38.5x14.50
11-12	F-250 - 4WD Diesel (Stage 1 Kit w/ Front Coil Springs)	6	K4177B	K4177BMX	K4177BMXR	K4177BF	K4177BFR	38.5x14.50
11-12	F-250 - 4WD Diesel (Stage 2 Kit w/ Front Coil Springs)	6	K4178B	K4178BMX	K4178BMXR	K4178BF	K4178BFR	38.5x14.50
11-12	F-250 - 4WD Diesel (Stage 1 Kit w/ Front Coil Springs)	6	K4181B	K4181BMX	K4181BMXR	K4181BF	K4181BFR	38.5x14.50
11-12	F-250 - 4WD Diesel (Stage 2 Kit w/ Front Coil Springs)	6	K4182B	K4182BMX	K4182BMXR	K4182BF	K4182BFR	38.5x14.50
08-10	F-250/ F-350 - 4WD Diesel (Stage 1 Kit w/ Rear Leaf Springs)	8	K4155B	K4155BMX	K4155BMXR	—	—	38.5x14.50
08-10	F-250/ F-350 - 4WD Diesel (Stage 2 Kit w/ Rear Leaf Springs)	8	K4157B	K4157BMX	K4157BMXR	—	—	38.5x14.50
08-10	F-250/ F-350 - 4WD Diesel (XX Kit w/ Rear Leaf Springs)	8	—	—	K4162BMXR	—	—	38.5x14.50
08-10	F-250/ F-350 - 4WD Diesel (Stage 1 Kit w/ Rear Blocks & Add-A-Leafs)	6	K4150B	K4150BMX	K4150BMXR	K4150BF	K4150BFR	37.5x13.50
08-10	F-250/ F-350 - 4WD Diesel (Stage 1 Kit w/ Rear Leaf Springs)	6	K4165B	K4165BMX	K4165BMXR	K4165BF	K4165BFR	37.5x13.50
08-10	F-250/ F-350 - 4WD Diesel (Stage 2 Kit w/ Rear Blocks & Add-A-Leafs)	6	K4152B	K4152BMX	K4152BMXR	K4152BF	K4152BFR	37.5x13.50
08-10	F-250/ F-350 - 4WD Diesel (Stage 2 Kit w/ Rear Leaf Springs)	6	K4167B	K4167BMX	K4167BMXR	K4167BF	K4167BFR	37.5x13.50
08-10	F-250/ F-350 - 4WD Diesel (XX Kit w/ Rear Leaf Springs)	6	—	—	P4161BMXR	—	—	37.5x13.50
08-10	F-250/ F-350 - 4WD All Engines (Kit w/ Rear Blocks)	2	K4154B	K4154BMX	—	—	—	37.5x13.50

Level Lift Systems

- Easy install
- Clears up to 35" tires
- Maintains factory ride

Application	Year	2WD/4WD	Lift Height	Description	Part No.	Recommended Max. Tire Size	Recommended Rear Shocks	Recommended Rear Shocks	Notes
05-12	F-250/F-350	4WD	2.5"	Coil Spacer w/ Shock ext.	62245	32 x 12.50	924553	929508	1

Notes: (1) Vehicle will require alignment after kit is installed

2011 Ford Super Duty



8.5" Lifts also Available - Visit a Store Near You For Details



11-12 Ford F-250 Super Duty 4" Suspension Lift

Part No.	Description	Qty.
F545	Coil Springs Set	1
F11451	Component Box	1
FA450	Pitman Arm	1
H7092	Front Hydro Shock	2
H7079	Rear Hydro Shocks	2

Must Order All Components
For A Complete Kit

Dual Steering Stabilizer #7254

11-12 Ford F-250 Super Duty 6" Suspension Lift

Part No.	Description	Qty.
F565	Coil Springs Set	1
F11651	Component Box	1
FA450	Pitman Arm	1
H7093	Front Hydro Shock	2
H7079	Rear Hydro Shocks	2

Must Order All Components
For A Complete Kit

Dual Steering Stabilizer #7254

4-Link Upgrade Available - Order Part# F58484LU



11-12 Super Duty

Part No. RS6524B

- Competition-style tubular radius arm design
- New forged pitman arm
- Maintains factory location of rack and pinion and uses OE tire rod ends
- Aligns to OE specifications - all alignment hardware provided
- Rear leaf spring blocks
- CAD-designed components ensure a precise fit
- Front track bar relocation bracket
- Allows for reuse of the stock wheels
- Limited Lifetime Warranty



SUSPENSION



11-12 Ford Super Duty 4WD

- Diesel /Gas engine-specific coil springs ensure proper lift height and factory ride quality
- Front compression travel stop relocation brackets prevent suspension over-compression
- Trackbar relocation bracket prevents bind, "roll and yaw," and steering wheel kick
- Dropped pitman arm (6½" lift) reduces drag link angle
- Relocation bracket restores factory steering stabilizer angle for optimum operation

Part No. K878 — 11-12 Super Duty

2005-2010 Ford Super Duty 4WD F-250/ F-350 4WD

- Front compression travel-stop relocation brackets prevent suspension overcompression
- Track bar relocation bracket prevents bind, "roll and yaw," and steering wheel kick
- Dropped pitman arm (except 4" lift) reduces drag link angle
- Threaded front anti-sway bar extensions do not require cutting / welding; replacement links supplied with 08 models
- Bracket restores factory steering stabilizer angle for optimum operation
- Rear lift options for 4", 6", and 8" systems include blocks, add-a-leaves, and Superide replacement springs

Part No. K854 — 2008-2010 Ford Super Duty 4"

Part No. K856 — 2008-2010 Ford Super Duty 6"

Part No. K796 — 2005-2007 Ford Super Duty 4"

Part No. K806 — 2005-2007 Ford Super Duty 6"



5" Super Duty Off-Road Suspension



The new ReadyLIFT® Off Road Suspension Series 5" Lift Kit gives owners an excellent lift kit option that will raise both F-250 and F-350 trucks 5" for maximum tire clearance and unbeatable off-road performance. Install up to 38" tall off-road tires with no problems.

The Series 1 kit includes custom wound coil springs engineered to provide an incredibly great ride while also enhancing off-road driving performance.

The Series 2 Lift Kit takes the Series 1 kit a step further by replacing the radius arm drop brackets with rugged tab and slotted boxed steel heavy duty Radius Arms.

The Premium Series 3 Lift Kit takes the Series 2 kit to a whole new level of suspension perfection by including the new Super Duty Anti-Wobble Trac Bar for lifted trucks as well as four ReadyLIFT SST9000 Performance Shocks!

Part No.	Application
492000	Series 1 Lift Kit: 11-12 F-250/350 Super Duty 4WD
492001	Series 2 Lift Kit: 11-12 F-250/350 Super Duty 4WD
492002	Series 3 Lift Kit: 11-12 F-250/350 Super Duty 4WD
492003	Series 1 Lift Kit: 08-10 F-250/350 Super Duty 4WD
492004	Series 2 Lift Kit: 08-10 F-250/350 Super Duty 4WD
492005	Series 3 Lift Kit: 08-10 F-250/350 Super Duty 4WD



2008-2012 Ford F-250 4WD

6" Radius Arm System w/ Performance Shocks



Our patented Radius Arms feature a full tubular structure strengthened by dimple die side plates, with an adjustable alignment cam at the axle to allow caster adjustment. Front spring lift options includes 6" replacement Coil Springs. Completing this system is a Trac Bar relocation bracket, Pitman Arm, Sway Bar drops, and a rear Block and U-bolt kit.

Use 315/70R17 tires w/ 17x8 wheels w/ 4 1/2" BS w/ minor trimming

Use 325/65R18 tires w/ 18x9.5 wheels w/ 4 3/4" BS w/ minor trimming

Part No.	Description	Qty.
FTS22024BK	Coil Box	1
FTS22139	Component Box 1	1
FTS22101	F-250 Block Kit	1
FTS7188	Performance Front Shocks	2
FTS7266	Performance Rear Shocks	2



Heavy-Duty Performance Shocks

- No manual adjustment needed
- Provide the best stability and control under tough conditions, especially towing or hauling heavy loads

Front Part No.	Rear Part No.	Application
33028187	33185347	99-04 Super Duty 4WD



Firestone

A Premium Airide™ Solution Offering the Ultimate in Patented Axle Control



R4Tech

The kit includes everything you need to complete the installation and make it equipped with Firestone Airide™ springs as part of the R4Tech suspension.



TONNEAU COVERS



62000 SERIES

THE FIRST 3-PANEL HARD FOLDING COVER THAT PROVIDES BOTH FRONT PANEL OPENING AND REAR FOLD-UP. THE WIDER PANEL OPENINGS ARE MORE CONVENIENT FOR STORING AND UNLOADING CARGO.



extang
AMERICA'S #1 SELLING TONNEAU

ENCORE
TONNO

SIMPLY SUPERIOR

Our new low profile, hard panel tri-fold offers easy access from both front and rear. The Encore cover is self-positioning for pain free installation and self-latching for extra security. Engineered SecureShut™ rear latch locks the cover at the tailgate; front panel has a separate rotary latch and lock. The Encore offers a Maximum Strength Warranty of 3 years.



USER-FRIENDLY REMOVAL
Simply fold from front and back, then lift up & off to gain full use of truck bed. Lightweight design permits easy removal and reinstall.



EXTANGTUFF DESIGN
Engineered SunStrong® FRP panel keeps cover cooler and provides excellent UV protection. Textured, powder coated frame and rubber corners offer superior dent and scratch resistance.



ADVANCED SEALING SYSTEM
The Encore's unique channeling layers are integrated into the side rails for the ultimate in weather protection.

extang **Revolution**
AMERICA'S #1 SELLING TONNEAU ULTRA LOW PROFILE TONNO

Extang Engineered Low-Profile Tonneau

- Industry's first roll up with NO snaps and NO Velcro
- Multi-directional tension system provides quick latch and go. Keeps tarp tight and looking great
- With no snaps and no Velcro, the Revolution Tonno tarp easily rolls up and instantly fastens using the double-latch system

LIFETIME
**MAXIMUM
STRENGTH
WARRANTY**

The Ultimate In
Style And Innovation!



extang **TRIFECTA**
AMERICA'S #1 SELLING TONNEAU TRI-FOLD TONNEAU BY EXTANG

Tri-Fold Style Tonneau

- Comes completely assembled. No Tools!
- 45-degree steel corner brackets, commercial grade rails, and I-Beam style Monster Bows provide unparalleled strength
- SpeedKlamps operate with spring-action handle for instant fasten and release. Clamps conveniently stow away inside rail when not in use
- Maximum Strength Warranty: Lifetime frame and 10-year tarp



LIFETIME
**MAXIMUM
STRENGTH
WARRANTY**

Installs
In Seconds!

Encore Part No.	Trifecta Part No.	Revolution Part No.	Application
62645	44645	54645	07-12 Silverado/Sierra (5 ft 8 in)
62650	44650	54650	07-12 Silverado/Sierra (6 1/2 ft)
62655	44655	54655	07-12 Silverado/Sierra LB (8 ft)
62425	44425	54425	09-12 Ram (5 ft 7 in)
62430	44430	54430	09-12 Ram (6 ft 4 in)
62435	44435	54435	09-12 Ram (8 ft)
62720	44720	54720	99-12 Super Duty SB (6 3/4 ft) (w/o optional step gate)
62720	44720	54721	08-12 Super Duty SB (6 3/4 ft) (w/optional step gate)
62725	44725	54725	99-12 Super Duty LB (8 ft) (w/o optional step gate)
62725	44725	54726	08-12 Super Duty LB (8 ft) (w/optional step gate)

DURAMAX DIESEL

CHEVY DIESEL TRUCK | All the Power and Performance You Will Ever Want!



Power Programmers: Pages 14-15

Want a better product, one that is a fuel saver and delivers maximum power to your stock diesel engine. Even while you're towing, power and performance are being delivered by optimizing the tuning over the entire RPM band, proper transmission shifting, and maintaining safe EGTs.

Air Intake: Pages 16-17

A diesel engine does not compress its fuel/air charge and then initiate combustion by the use of a spark plug. Instead, in a diesel engine only air is compressed. When the piston is near top dead center, the fuel is sprayed by an injector into the combustion chamber where it mixes with the hot compressed air and self-ignites. An engine is most efficient when it burns every molecule of air and fuel that enters the cylinders.

Exhaust Systems/Stacks/Tips: Pages 18-19

Performance exhaust systems are designed to decrease backpressure by increasing flow and allowing exhaust gases to escape freely. By doing so, this produces more torque and increased horsepower. For a cool look while adding horsepower to your Diesel truck, add some stacks or exhaust tips.

Cooling/Fuel: Page 20

Cooling is important to keep your Diesel truck running efficiently. Improve gas mileage, horsepower, torque, and air conditioning temperature just by replacing the stock belt-driven fan and shroud with an electric fan.

Gauges are a simple way to measure and monitor your engine's performance. They help you keep track of transmission temperature, EGT, boost, and fuel pressure, just to mention a few.

Drivetrain: Page 21

With the wide variety of engine management, fuel/air and exhaust enhancements, you must consider how your vehicle is going to transfer newfound power to the wheels. That is where consideration needs to be given to the drivetrain. Of particular importance is power transfer from the motor or transmission. Whether manual or automatic, many improvements can help take your new power and put it where it matters - to your wheels and on the road.

Suspension: Pages 22-23

Suspension is the term given to the system of springs, shock absorbers, and linkages that connects a vehicle to its wheels. Suspension upgrades can improve the performance of your vehicle by ensuring the wheels and tires maintain proper grip and improved braking. They also allow more options for the size of wheels and tires for your vehicle.

Tonneau Covers & Bed Protection: Pages 12, 24 and 38

Complete the look of your truck while increasing fuel mileage and resale value with a new tonneau cover. And don't forget to keep that bed protected and looking showroom new no matter what you do with your truck!

Wheels & Tires: Pages 36-37

Wheels & Tires are particularly important when modifying your suspension. Make sure they match the new ride height and clearance. Not only do they improve the look of your vehicle, they also improve the ride and handling.

Lighting: Page 39

Exterior Accessories: Pages 39, 40, 41

POWER PROGRAMMERS



WatchDog™ Multi-Function Performance Gauge

It is proven that drivers who change their driving habits to maximize fuel economy can see improvements up to 37% per gallon of fuel. Recognizing this fact, Bully Dog designed the first software of its kind into the Watchdog, thus being first to market again! The information is gathered from the sensors that each vehicle is equipped with from the factory. Information is gathered during operation in real time; the software then processes the information. As the information is processed, it is then used to serve as a Driving Coach guiding the vehicle's driver to the most efficient, economical driving techniques in order to maximize fuel economy. The WatchDog Gauge offers a comprehensive digital gauge package including all standard PID or vehicle parameters included in vehicles '96 and newer. The gauge will display a combination of any four parameters with over 20 different ones to choose from depending on your vehicle. These gauges are all displayed at the same time on an easy to read digital display.



Part No. 40400 — White
Part No. 40402 — Black

Triple Dog GT

The Triple Dog GT is an all in one downloader, monitor, and tuning device. The GT features multiple power settings with the ability to adjust drivetrain and user settings. In addition, the GT line features all of the same gauge/monitoring functions as well as the advanced Driving Coach software aiding drivers in maximizing their fuel economy.



Part No. 40420 — Triple Dog GT for Diesel Vehicles, + 100hp/200 lbs.-ft

Diesel Features

- Three tunes to choose from
- Read and erase DTCs
- Safety defueling
- DPF burn-off for '08s
- Additional vehicle-specific features



Performance Management Tool

- Downloader and in-cab monitor all in one
- Adjustable on-the-fly performance levels
- Internet upgradeable
- Runs vehicle diagnostic tests
- Displays diagnostics
- Obeys set safety parameters
- Displays and records vehicle performance tests
- Easy installation



Part No. 40300 - Performance Management Tool (PMT)

This downloader/performance management tool equipped with a color touch screen is programmed with the same adjustable on-the-fly programs as the Triple Dog Downloader and carries a comprehensive list of diagnostic and safety features. The PMT supports the need for power and safety. Receive up to 230 horsepower on select vehicles and retain engine integrity with the Pyrometer De-fuel and transmission De-fuel features.



Six-Gun Diesel Tuner w/Selector Six Levels of Power—Change On-The-Fly

- Highest proven HP and torque—up to +128 hp and +345 lb-ft
- With optional PowerPDA or Speed-Loader®, best gains are +155 hp & +385 lb-ft
- Six power levels, adjustable on-the-fly
- Stacked for Power®—tunes pulse width, timing, and fuel pressure
- Contains AutoRate™, Banks exclusive electronic powertrain management system that automatically adjusts power output to a safe level for prevailing conditions
- Quick and easy install!

Speed Loader

- Upgrade for selector-version Six-Gun Tuner
- Increases Six-Gun output by up to 27 hp and 40 lb-ft with a simple inline adapter
- Includes high-quality thermocouple for temp limiting control

Banks Six-Gun® Diesel Tuner with Banks iQ™ Dashboard PC

Banks Six-Gun delivers up to +155 hp and +385 lb-ft of torque to the rear wheels. With six on-the-fly-adjustable power levels, Six-Gun gives you the versatility to meet any driving situation. Six-Gun also features Banks exclusives such as AutoRate® and ActiveSafety®, designed to provide total engine and tranny protection. And with the Banks iQ as your Six-Gun command center and interface, you'll have complete vehicle/engine awareness and total control, allowing you to set customized EGT safety zones backed by both visual and audible alerts.

Year	Application	Part No.
Banks Six-Gun Diesel Tuner w/ Banks iQ		
07-10	Chevy 6.6L LMM	63899
06-07	Chevy 6.6L LLY/LBZ	63859
04-05	Chevy 6.6L LLY	63739
01-04	Chevy 6.6L LB7	63729



Chevy/GMC

Part No. Application

63887	07-10 6.6L Duramax LMM
63717	04-05 6.6L Duramax LLY Engine
63718*	04-07 LLY Speed-Loader
62957	01-04 6.6L Duramax LB7 Engine (not compatible with PowerPDA)
62958*	01-04 LB7 Speed-Loader

*Not needed if using PowerPDA



POWER PROGRAMMERS

Superchips VIVID LINQ



Features Android™ Technology

Superchips VIVID LINQ is the only tuning device in the industry designed to work with Android™ OS smartphones. LINQ is available for nearly 1,000 vehicle applications including most popular truck, performance car, and SUVs produced in the last decade. LINQ is a Bluetooth wireless vehicle tuning interface that turns your phone into a performance tuner, diagnostic trouble code tool, PID reader, driving coach, or virtual dash board with the touch of the phone screen. Combine your Android phone with LINQ for an affordable yet advanced vehicle tuning experience!

Part No. 128550 - 01-10 GM Diesel Vehicles



DIABLOSPORT™ GASOLINE AND DIESEL TUNING SYSTEMS

intune



The DiabloSport inTune is the next generation of tuning tools, a total revolution in the tuning industry. The inTune contains innovative features not available anywhere else.

- Least expensive full color touchscreen available
- USB connectivity
- Easy to use
- Free automatic updater
- Removable cables
- External sensor inputs
- One part number for all applications, including gas and diesel
- Virtually no limit to the amount of custom tunes the inTune can hold
- Most adjustable parameters in the market
- Preloaded with multiple "canned" tunes for increased HP, TQ and MPG
- Designed, engineered and manufactured in the USA

Part No. I1000



EDGE PRODUCTS

Juice with Attitude CS and CTS

Edge's premier product line, the Juice with Attitude CS and CTS control timing and duration of injector firing for your Duramax to deliver maximum performance, improved driveability, and better fuel economy. Get on-the-fly adjustability and monitoring capabilities at your fingertips. This plug-in module is easy to install and comes with factory-style connections.



CS Part No.	CTS Part No.	Application
21000	21100	01-04 Chevy/GMC Duramax 6.6L LB7
21001	21101	04.5-05 Chevy/GMC Duramax 6.6L LLY
21002	21102	06-07 Chevy/GMC Duramax 6.6L LLY/LBZ
21003	21103	07-10 Chevy/GMC Duramax 6.6L LMM

HYPERTECH™

The World Leader in High-Performance Engine Tuning Products

Max Energy Power Programmer

- Automatic transmission shift points and firmness
- Top-speed limiter
- RPM "rev" limiter
- Diagnostics
- Cooling fan temps
- Internet updates
- Speedometer correction for up to 54" tires and/or non-stock rear gears



The Max Energy E-CON™ Economy Power

- Read and clear diagnostic trouble codes and turn off "check engine" lights
- Return the vehicle back to the stock settings or change option settings at any time
- Allows software updates over the internet (USB cable included)
- Easy plug-and-play installation
- Top-speed limiter and RPM "rev" limiter
- Speedometer/odometer correction
- Transmission shift points and firmness

HYPERTECH™

The World Leader in High-Performance Engine Tuning Products



Max Energy Part No.	E-CON Part No.	Application
32501	33501	06-12 Sierra/Silverado 6.6 Duramax
32500	33500	01-05 Sierra/Silverado 6.6 Duramax

EDGE PRODUCTS

Evolution CS and CTS

- Multiple power levels for mileage, towing, and performance
- Full-color, high-resolution, button-controlled 2.4 inch screen (CS) or 4.3 inch touch screen (CTS)
- Compatible with optional EGT pyrometer for engine protection
- Internet updateable (cable included)
- Displays and clears diagnostic trouble codes
- Displays alerts and records such as RPM, MPH, and EGT
- 0-60 and quarter-mile performance test with drag-strip, christmas-tree lighting (Graphs speed and time on screen)
- Displays up to 8 parameters at a time in digital display mode
- Monitors and displays diesel particulate filter (DPF) status on new emission diesel trucks



CTS
(COLOR TOUCH SCREEN)

CS
(COLOR SCREEN)

Part No. 85100 — Evolution CS Diesel
Part No. 85200 — Evolution CTS Diesel

**30 DAY
MONEY BACK
GUARANTEE**

AIR INTAKE



Guaranteed Horsepower With K&N High-Flow Intakes & Filters



High-Flow Air Filters

- Increases horsepower
- Never needs replacement
- Complies with factory warranties
- Available for most cars and trucks



Part No. 332135

Part No. E0781

Year	Duramax	Engine	Note	Part No.
2004	Silverado 2500 HD/3500	6.6L	1	332135
2004	Silverado 2500 HD/3500	6.6L	2	332135
2005	Silverado 2500 HD/3500	6.6L	3	E0781
2005	Silverado 2500 HD/3500	6.6L	4	332135
01-03	Silverado 2500 HD/3500	6.6L	All	332135
06-10	Silverado 2500 HD/3500	6.6L	All	E0781
11-12	Silverado 2500HD/2500	6.6L	All	332466

1) Street legal in 50 states. 2) Street legal in most states, not legal for use on emissions controlled vehicles in the state of California.

High-Flow Intake Systems

- Guaranteed horsepower
- Increased filtering capacity
- Lifetime high-flow air filter
- Won't void factory warranty



Year	Duramax	Engine	Note	Part No.	HP Gain
07-10	2500HD/3500	6.6L		573066	+19.67 hp
06-07	2500HD/3500 (classic)	6.6L	2	573057	+ 22.09 hp
2005	2500HD/3500 w/Round Filter	6.6L	2	573057	+ 22.09 hp
2005	2500HD/3500 w/Panel Filter	6.6L	1	573047	+ 20.14 hp
2004	2500HD/3500 LLY	6.6L	1	573047	+ 20.14 hp
2004	2500HD/3500 LB7	6.6L	1	573034	+ 16.33 hp
01-03	2500HD/3500	6.6L	1	573034	+ 16.33 hp

* Includes Classic model

1) VIN 1 2) VIN 2 3) w/ Round Filter 4) w/ Panel Filter 5) from 12-7-98 6) to 12-7-98



Brute Force Intakes

- Dyno tuned to produce maximum horsepower and torque
- 50-state legal or pending legality
- AEM's lifetime DRYFLOW Synthetic air filter is up to 99.52% efficient in FINE DUST testing, filters dirt as small as one micron, and never needs filter oil!
- Inlet constructed lightweight 6063 aluminum and mandrel bent for maximum flow
- Utilizes a complete hardware kit with soft mounts for a guaranteed perfect fit
- Comprehensive installation instructions and decals included
- Made in the U.S.A.

Part No.	Application	Part No.	Application
Silverado/Sierra 2500/3500		Silverado/Sierra 2500/3500	
218017D	04-05 6.6L Diesel LLY	219025D	07-10 6.6L Diesel LMM
218013D	01-03, 6.6L V8 Diesel LB7	219024D	06-07 6.6L Diesel LLY/LBZ





Magnum Force™ Air Intake Systems

- Pro5R - Max Performance - Most CFM
- Pro Guard 7 - Max Protection - Dirty Environment
- Pro Dry S-Max Convenience - Oil Free - Low Maintenance

- Increase horsepower and ft-lbs of torque
- Improve air flow up to 75%
- Washable/reusable air filter



Application	Pro 5 Performance Part No.	Pro Guard 7 Performance Part No.	Pro Dry S Non-Oiled/Dry Part No.
11-12 (LML)	5411922	7511922	5111922
07-10 (LMM)	5411332	—	5111332
06-07 (LLY/LBZ)	5410882	7510882	5110882
06-07 (LLY/LBZ) -Sealed	—	7580883	—
04.5-05 (LLY)	5410612	7510612	5110612
01-04 (LB7)	5410782	7510782	5110782

OE Replacement Performance Filters

- Pro5R - Max Performance - Most CFM
- Pro Guard 7 - Max Protection - Dirty Environment
- Pro Dry S - Max Convenience - Oil Free - Low Maintenance

- 100% polyurethane construction will not deteriorate over time to heat or chemical exposure
- Open consistent pleat distribution for excellent airflow
- Progressive bump seal eliminates need for sealing gasket or grease
- Progressively finer mesh for better filtration without sacrificing airflow.
- Washable/reusable media with deepest pleats in the industry



Application	Pro 5 Performance Part No.	Pro Guard 7 Performance Part No.	Pro Dry S Non-Oiled/Dry Part No.
06-10 6.6L	1010101	7110101	1110101
01-05 6.6L	3010062	—	—



DIESEL PRODUCTS

The Performance Intake Company

Intake Systems

Increased Horsepower, Improved Torque, and Built Diesel Tough!

- Easy bolt-on installation
- Improved horsepower, torque, and fuel efficiency
- Washable, reusable hi-flow filter
- Lifetime no hassle warranty

Part No.	Application
Chevrolet	
200215	07-10 6.6L Duramax LMM
200218	11-12 6.6L Duramax LML
200129	01-04 Silverado 6.6L Duramax LB7
200154	2004 2500/3500 6.6L Duramax LLY
200187	2006 6.6L Duramax LLY & LBZ
GMC	
200215	07-10 6.6L Duramax LMM
200129	01-04 Sierra 2500/3500 6.6L Duramax LB7
200154	04-05 6.6L Duramax LLY
200189	2006 6.6L Duramax LLY & LBZ



Banks Ram-Air® Intake System



The Banks Ram-Air Intake System is engineered to outflow the competition and outflow stock by up to 48%. Banks' Ram-Air intake has the largest filter outlet available ... deep 1" pleats to maximize flow ... 8-ply construction for maximum high-flow filtration ... streamlined design ... and a complete air filter housing that draws in cool, under-vehicle air.

- Delivers cooler, denser air to the engine
- Adds up to +39 hp and +69 lb-ft over a tuner alone
- Reduces exhaust gas temps and smoke
- Increases fuel economy

Part No.	Application
42132	01-04 Chevy Duramax 6.6L, LB7
42135	04-05 Chevy Duramax 6.6L, LLY
42142	06-07 Chevy Duramax 6.6L, LLY/LBZ
42172	07-10 Chevy Duramax 6.6L, LMM
42220	11-12 Chevy Duramax 6.6L, LML



Diesel Intakes Volant Truck Kits with Box



The same quality we give our gas kits is carried over into the diesel market with fully boxed units, removable lids, and a polyethylene construction. The main difference with the diesel kits is the Primo filter, which has twice the layers as the gas filters. Eight layers for added protection and durability for the turbo-charged diesel blocks.

Intake Part No.	Filter Part No.	Pre-Filter Part No.	Application
15366	5150	51906	10-11 Chevrolet Duramax LML 6.6L
15166	—	—	07-09 Chevrolet Duramax LMM 6.6L
15066	—	—	05-07 Chevrolet Duramax LBZ 6.6L
15966	5150	51906	04-05 Chevrolet Duramax MID LLY 6.6L
15866	—	51906	01-Mid 04 Chevrolet Duramax LB7 6.6L



RFI Cold Air Intakes

The RFI systems are advanced air intakes built to increase the engine's ability to breathe. By replacing the restrictive stock intake, the RFI increases horsepower, torque, fuel efficiency, and can decrease EGTs.

- Part No. 53100 — 01-05 Silverado/Sierra 6.6L Duramax
- Part No. 53101 — 06-07 Silverado/Sierra 6.6L Duramax



EXHAUST

Systems

MAGNAFLOW
Exhaust
PRODUCTS



Chevy/GMC Duramax Diesel (D.P.F. Equipped)

D.P.F. = DIESEL PARTICULATE FILTER

MAGNAFLOW
Performance
EXHAUST

MAGNAFLOW PERFORMANCE diesel systems are our premium line, which includes mandrel-bent stainless steel tubing, a mirror-finish 100% stainless steel muffler, an optional muffler delete pipe, band clamps, and polished MagnaFlow single-wall inter-cooled tip(s).

MAGNAFLOW
XL
PERFORMANCE

MAGNAFLOW XL PERFORMANCE is our mid-level performance line, which includes mandrel-bent stainless steel tubing, a 100% satin finish stainless steel muffler, an optional muffler delete pipe, saddle clamps, and polished MagnaFlow single-wall inter-cooled tip(s).

MAGNAFLOW
PRO
PERFORMANCE

MAGNAFLOW PRO PERFORMANCE is our entry-level performance line, which includes mandrel-bent stainless steel tubing, a muffler delete pipe, saddle clamps, and polished MagnaFlow single-wall inter-cooled tip(s).

All lines are 100% stainless steel AND backed by a lifetime warranty.

Silverado/Sierra 2500HD/3500HD Duramax D.P.F.
11-12 6.6L V-8, CC/SB-LB, EC/LB, SRW & DRW*

Description	Part No.	Part No.	Part No.
5" Filter-back Single Exhaust	—	—	17908
4" Filter-back Single Exhaust	—	—	17910

07-10 6.6L V-8, CC/SB-LB, EC/LB, SRW & DRW*

Description	Part No.	Part No.	Part No.
5" Filter-back Single Exhaust	16912	16913	17913
4" Filter-back Single Exhaust	16910	16911	17911

*SRW = Single Rear Wheel, DRW = Dual Rear Wheel

BANKS
POWER

Shown: LB7 Duramax
"Diesel Duals"

Monster® Exhaust

Banks Monster exhaust systems for diesel trucks are made of all-stainless steel (not aluminum) 4" mandrel-bent tubing that virtually eliminates backpressure (up to 98%), adding up to +18 hp and +30 lb-ft torque. The polished straight-through Monster muffler outflows stock up to 228% and produces a cool, throaty growl. The exclusive expansion chamber dissipates the irritating mid-range drone that plagues other straight-through mufflers. Monster lowers exhaust gas temps, prolongs engine life, and includes a huge 5" polished dual-wall rolled-edge tip. Easy bolt-on. New "Diesel Duals" exhaust safely clears the spare tire, shocks, and brake lines and includes two 6x5" polished-stainless slash-cut rolled-edge ob-round tailpipe tips (patent pending).

Application	Duals Part No.	Single Part No.
Chevy/GMC Duramax 6.6L		
01-04 Ext/crew cab, long bed (no cat.)	—	48630
01-04 Crew cab, short bed (no cat.)	—	48629
02-05 Crew cab, short bed (w/cat.)	48674	48633
02-05 Ext/crew cab, long bed (w/cat.)	—	48634
06-07 Crew cab, short bed (w/cat.)	—	48939
06-07 Ext cab, long bed (w/cat.)	48945	48940
06-07 Ext cab, short bed (w/cat.)	48943	—
07-10 Ext cab, short bed/crew cab, long bed	47785	47784
2011 Crew cab, short/long bed	—	47786

MAGNAFLOW
Exhaust
PRODUCTS



Off-Road Pro Series Exhaust

- Turn Down Before the Axle Configuration
- Stainless Steel Construction
- Lifetime Warranty
- High Flow Straight Through Design
- Hassle Free Bolt-On Installation

NEW

OFF ROAD
ORPS
PRO-SERIES

Part No.	Application
17127	01-07 Chevy Silverado/GMC Sierra 6.6L, CC/SB, 4" Turbo-Back
17128	01-07 Chevy Silverado/GMC Sierra 6.6L, CC/SB, 4" Cat-Back
17129	01-07 Chevy Silverado/GMC Sierra 6.6L, CC/LB, 4" Turbo-Back
17130	01-07 Chevy Silverado/GMC Sierra 6.6L, CC/LB, 4" Cat-Back



- Large 4" mandrel-bent tailpipe- maintains constant exhaust flow
- Superflow™ Muffler- straight thru design, fully welded, baffled, and chambered for better volume efficiency and unrestricted flow (not packed or screened, nothing to blow out)
- Giant 5-inch T-304 high-polished stainless steel slash tip
- 50-State emissions legal
- Will not affect your factory warranty



Extreme Dual

- Alumined- heavy-duty tubing for extended durability and longer life
- Stainless steel- 409L stainless steel heavy-duty tubing, T-304 stainless superflow muffler
- Large 3-inch mandrel-bent tailpipes- maintains constant exhaust flow through the bend for outstanding performance
- Large 4-inch T-304 high-polished stainless steel slash tips
- 50-State emissions legal
- Will not affect your factory warranty

Dual Sport

- Large 3-inch mandrel-bent tailpipes- maintains constant exhaust flow through the bend for outstanding performance
- Superflow™ Performance Muffler-fully welded, baffled, and chambered for better volume efficiency and unrestricted flow (not packed or screened, nothing to blow out)
- Large 4-inch T-304 high-polished stainless steel slash tips
- 50-State emissions legal
- Will not affect your factory warranty



Dual Sport

Application	Swept Side Part No.		Extreme Dual Part No.		Dual Sport Part No.	
	Al	SS	Al	SS	Al	SS
2011 6.6L 2/4wd 2500HD/3500HD CC, SB LML	315623	615623	—	—	—	—
07-09 6.6L 2/4wd Ext, LB 2500HD/3500HD LMM	315605	615605	—	—	—	—
07-09 6.6L 2/4wd CC, SB& LB 2500HD/3500HD LMM	315605	—	—	—	—	—
06-07 6.6L 2/4wd Ext, Stan w/ downpipe LLY/ LBZ/LB7	—	615544	—	—	—	—
01-05 6.6L 2/4wd Ext, SB	—	615541	—	65209	5210	65210
01-05 6.6L 2/4wd CC, SB	—	615541	5566	65566	—	65209
01-05 6.6L 2/4wd CC, SB w/downpipe	315563	—	5565	65565	5217	65217
01-05 6.6L 2/4wd CC, LB	—	—	—	65568	5210	65210
01-05 6.6L 2/4wd CC, LB w/downpipe	315577	615577	5567	65567	5218	65218



Exhaust Manifolds

BD's Exhaust Manifolds use a high-silicone ductile iron that can withstand extremely high temperatures, large single or twin turbochargers, and diesel engine vibrations. Pulse tuning and full bore design reduce cylinder load, exhaust temperature, backpressure, and cracking plus improve fuel economy. Gaskets required.

Part No. 1041460 — 01-10 Chevy/GMC Duramax



4" Performance Diesel Exhaust Systems

COOL DUALS!!

Lower your exhaust gas temperatures, gain quicker turbo spool up, and pull that trailer with ease with the highest power gains and best fitting diesel exhaust systems available.



Truck Staxx

The DynoMax Truck Staxx kit enables light-truck owners to convert their existing exhaust outlet using two upright stacks located behind the passenger compartment. Available with 4-inch angled outlets.

Part No. 89303* — Chromed Angled Staxx Kit

* Adapter Tee needed for single exhaust applications.



XP Series	Pro Series	Installer		Application
		Series	Series	
T409 Stainless	T304 Stainless	Aluminized Steel	Aluminized Steel	
Part No.	Part No.	Part No.	Part No.	
Silverado/Sierra 6.6L Duramax				
S6036AL	—	S6036A09	—	2011 2500/3500 6.6L LMM
S6026409	S6026304	S6026AL	—	07.5-10 2500/3500 6.6L LMM
S6028409	S6028304	S6028AL	—	07.5-10 2500/3500 6.6L LMM, "COOL DUALS"
S6012409	S6012304	S6012AL	—	06-07 2500/3500, Ext./Crew Cab
S6014409	—	S6014AL	—	06-07 2500/3500, Ext./Crew Cab "COOL DUALS"
S6000409	—	S6000AL	—	01-05 2500/3500, Ext./Crew Cab
—	—	S6002AL	—	01-05 2500/3500, Ext./Crew Cab
S6004409*	—	S6004AL	—	01-05 2500/3500 Dually, Off-Road use
S6006409*	—	S6006AL	—	01-05 2500/3500, Off-Road use "COOL DUALS"
Optional Chevy/GMC Exhaust Components				
GMS9401	—	—	—	01-05 Chevy/GMC 6.6L Front-Pipe, w/flange

*Includes Front Pipe



Aluminized Steel Exhaust

Manufactured from 16-gauge Aluminized Steel, the exhausts have a 2-year warranty. The low-degree mandrel-bent angles are especially helpful in towing situations, where it has been proven to lower exhaust temperature by as much as 200 degrees.

Part No.	Application
Silverado/Sierra 6.6L Duramax	
183026	04-07 LLY/LBZ, 5" Turbo-Back
83412	07.5-10 LMM, 5" DPF-Back
183020	01-04 LB7, 5" Turbo-Back

More Applications Available By Special Order.



Truck Stacks

Stacks are back, with a few refinements courtesy of MBRP, Inc. Our SMOKERS™ systems are full mandrel-bent stainless tubing, providing the very fastest path from turbo right to your choice of mirror-polished T304 stainless steel stacks.

Smokers Systems

Part No. S8000409—01-07 GM 6.6L LB7, LLY, LBZ

Part No. S8004409—07.5-09 GM 6.6L, LMM

Stacks

Part No. B1610—Stack, 6" Angle Cut, 36" T304 Mirror Polished

Part No. B1530—Stack, 5" Angle Cut, 36" T304 Mirror Polished

Part No. B1430—Stack, 4" Turn Out, 36" T304 Mirror Polished



Smokers



Techni-Cooler® Intercooler System

- Dramatically increases flow of cool, dense air into the engine
- Delivers maximum boost air temp reduction with minimal boost pressure loss
- Lowers EGTs
- Provides higher continuous power and more power at any EGT




With its bigger, mandrel-bent high-flow boost tubes, wide-open inlet, and outlet and a larger intercooler core with up to 34% more flow volume, Banks Techni-Cooler intercooling system removes restrictions, improving airflow from the turbo to the High-Ram® intake manifold (some apps). Big, high-efficiency fully welded aluminum end tanks will never rupture under high boost conditions, unlike wimpy plastic ones.

Part No. 25982 — 06-10 GM LLY/LBZ/LMM 6.6L
More Applications are available by special order only.



Electric Cooling Fans

- Recover 27HP and boost your fuel mileage by 6% just by eliminating your stock clutch fan assembly
- Dual 15" S-blades move 6000 CFM!
- Includes new Variable Speed Control (60% to 100% depending on cooling required)
- Glass reinforced nylon-injection molded shroud
- Dyno tests showed a gain of 27HP and 34 lb-ft. torque at the wheels
- Increase fuel mileage by at least 1 MPG
- Cooler A/C output
- Quicker engine warm-up
- Size: 17" high x 31-7/8" wide x 4-1/2" deep



Part No. 284 — 01-05 Full Size Chevy/GMC Duramax Diesel Truck



Diesel Truck Gauge Kits

- Dual kits include Boost and Pyrometer
- Kit includes A-pillar mount



Dual Part No.

00-06 Chevy Silverado/GMC Sierra Duramax

7084 Kit w/Z-Series Gauges (black)

7081 Kit w/Ultra-Lite Gauges (silver)



Titanium Series Fuel/Air Separation Systems

- Eliminate the contaminants and save your injectors!
- Removes all types of fuel contaminants
- Increases injector life and dependability
- Increase horsepower and torque
- Increases fuel mileage (individual results may vary)
- Reduces carbon monoxide and carbon dioxide
- Excellent cold weather performance

Part No.	Application
TC09150G	01-05 GM Duramax, 150gph
TC10150G	06-10 GM Duramax, 150gph
TC11150G	11-12 GM Duramax, 150gph



Stage 2 Diesel Boost Cooler™

The burst of speed you get as you drop the hammer is considerable. And it's perfect for lowering EGTs when pulling heavy loads up steep inclines or simply enjoying the wow-factor on the quarter-mile.

Kit includes:

- 150+ PSI high volume pump
- 2 quart reservoir
- Bulkhead fitting
- Digital variable controller
- 3 nozzles to cover a wide range of horsepower
- All required hardware needed for installation
- Comprehensive instructions



Part No. 48002 — G M Duramax Diesel Boost Cooler™



Prodigy Series Fuel Pumps

Fuelab has taken fuel delivery to the next level...Digital! Prodigy fuel pumps work to keep your fuel cool. Variable speed operation helps to avoid fuel vaporization and allows pumps to be run in continuous duty operation for street or strip usage. With the new demand-based system, true pump control is finally achievable and easy to install.



Part No. 414011 — EFI digital fuel pump, 105gph @ 45psi, to 1000HP

Part No. 414021 — EFI digital fuel pump, 140gph @ 45psi, to 1300HP



Fuel Tank

- Large Capacity Replacement Fuel Tanks for Diesel Trucks
- Mounts in place of your stock tank
- Doubles your fuel capacity
- Works with stock gauges



Part No. Application

7010101	01-10 Silverado/Sierra Ext. Cab SB (Stock Tank: 26 gal. / Titan Tank: 39 gal.)
7010201	01-10 Silverado/Sierra Crew Cab SB (Stock Tank: 26 gal. / Titan Tank: 52 gal.)
7010211	11-12 Silverado/Sierra Crew Cab SB (Stock Tank: 36 gal. / Titan Tank: 57 gal.)
7010311	11-12 Silverado/Sierra Crew Cab LB (Stock Tank: 34 gal. / Titan Tank: 60 gal.)
7010411	11-12 Silverado/Sierra Ext. Cab LB (Stock Tank: 34 gal. / Titan Tank: 60 gal.)



Water/Alcohol Injection Kit

- Universal kit includes everything you need for installation
- Boost Safe lets you retard the timing or reduce boost if the system runs out of fluid or detects an error
- Progressive, controller-driven 150-PSI pump provides boost-dependent variable flow
- One-gallon tank with integral fluid level sensor
- Dash light for system status and low fluid warning
- Alcohol compatible (up to 50% in solution with water)
- Includes three jets to match your power requirement

Part No.	Description
303000	Water Injection Kit, 1 Gallon
303001	Water Injection Kit, 5 Gallon





Performance Brake Rotors

- Exclusive "vacu-slot" design prevents cracking
- Power Slot's black E-coating protects against corrosion
- Improves overall brake performance

Part No.	Application
12666059SL	01-10 Chevy/GMC PU/SUV, Left Front
12666059SR	01-10 Chevy/GMC PU/SUV, Right Front
12666050SL	01-10 Chevy/GMC PU/SUV, Left Rear (Dually)
12666050SR	01-10 Chevy/GMC PU/SUV, Right Rear (Dually)
12666044SL	00-10 Chevy/GMC PU/SUV, Left Rear
12666044SR	00-10 Chevy/GMC PU/SUV, Right Rear



Torque Converters

Handles 250% More Torque

Our engineered billet-machined stator design multiplies the torque below peak engine torque. Improves fuel economy and reduces oil temperature, engine rpm, and noise. The lock up clutch is designed to handle any stock or extreme modified Diesel. Stamp-forged front clutch covers do not distort and securely mount in place.

Part No. 1030230 — 01-07 Chevy Allison 1000



Variable Vane Exhaust Brake

The variable vane turbocharger design used in the 2004.5-up Duramax engines to reduce turbo lag and increase power can also help slow you down. BD utilizes this technology to electronically close off the vanes which can create up to 130 retarding horsepower. This braking force will help to maintain your speeds on descents and curves, giving you better control of your truck and load.

Part No. 2001030 — 07.5-10 6.6L Duramax LMM Engine



Maximizer™ High Torque Converters

Our fuel-efficient High Torque Towing Converter is designed to reduce the slippage found in all non lock-up torque converters. This series of torque converters enables transmissions to run cooler and reduces engine RPM at highway speeds. In addition to the resulting fuel mileage increases, the Maximizer™ Towing Converter also lowers transmission temperature by as much as 20°F. This is an excellent choice for motor homes, tow vehicles and other heavy-load applications.

Part No. 242821 — 84-91 GM 700R4 with diesel; 91-later GM 4L60E diesel



Shift Enhancers

- Gives the clutches more traction in the clutch packs
- Allows for a quicker shift, and 50 HP worth of additional holding power
- Installs without removing transmission

Part No. 153001 — 01-05 Silverado/Sierra 6.6L Duramax w/Allison Trans.

Part No. 153002 — 01-05 GM 6.6L Duramax, Super Aggressive



LTS Brake Pads

Recommended for import and domestic full-sized SUVs, vans, and light trucks. LTS Ferro-Carbon material is specifically designed for the larger brake systems used in full-sized light trucks. LTS offers improved braking over OE, superior fade resistance, and excellent pad and rotor life.

Part No. HB322Y717 — 01-11 GM 2500HD/3500, Front

Part No. HB323Y724 — 01-11 GM 2500HD/3500, Rear



Transmission Pans Adds Capacity

Heavy-duty cast aluminum pans prevent transmission case twisting that results in reduced clutch apply oil pressure. Gives added oil capacity plus extra cooling with the external fins. Pan includes a magnetic drain plug and a temperature port plug.

Part No. 1061650 — 01-10 Chevy Allison 1000/2000



Transmission Pans

Deep aluminum pans and standard depth steel pans. The aluminum pans feature cooling fins, which not only dissipate heat, but also provide extra strength. All aluminum pans feature a drain plug, fluid pickup extension, reusable Duraprene pan gasket, pan bolts and washers. No modifications are necessary to the stock dipstick. The steel pans include drain plug and Duraprene gasket. (Some applications may not include pickup extension.)



Cast Aluminum Part No.	Application	Capacity
278000	4L80E/4L85E	278000 holds 2 extra quarts
378000	700R4/4L60E, 82-96	holds 2 extra quarts
378000	4L60E/4L65E, 97-later	holds 2 extra quarts
228000	TH400	holds 2 extra quarts

EATON Eaton Posi Differentials

- Superior re-buildable design
- Race-bred carbon friction discs
- Automatic limited slip differential

The Eaton Posi prevents wheel slip before it can get started. To do that, carbon disc clutch packs, preloaded by a central spring assembly, are located behind each differential side gear. When torque input increases, the clamping load on the clutch packs increases. That causes the chatter-free clutch packs to grab and transfer power to the other wheel.

Part No.	Application
19557010	GM 8.5", 10 Bolt, 28T, 2.73+
19559010	GM 8.5"/8.625", 10 Bolt, 30T, 2.73+
19587010	GM 8.875", 12 Bolt, 30T, 2.76 to 3.42
19556010	GM 8.875", 12 Bolt, 30T, 3.73+
19590010	GM 9.5", 14 Bolt, 33T, All



SUSPENSION

Lift Kits



STRONGER
TOUGHER **BETTER**
LIFTED



Vehicle shown with Pro Comp 6" Knuckle Suspension System w/ 35" Xtreme A/T mounted on Series 6047 wheels.

SIERRA/SILVERADO 2500HD

Pro Comp's new GM 2500HD 6" Knuckle suspension system incorporates advanced engineering, high quality components, and delivers uncompromising performance. Systems feature option of MX6 adjustable front and rear shocks for outstanding ride comfort and handling, or ES9000 front and rear shock absorbers to deliver factory ride quality. Keep it clean and functional with a performance lift from Pro Comp.

Year	Application	Lift Height	ES Series Shocks	MX6 Shocks	Fox Shocks Non Resi.	Max Tire Size
CHEVROLET/GMC - 4WD						
11-12	K1500HD/ K2500HD/ K2500 Pickup - 4WD (Knuckle System)	6	K1085B	-----	-----	35x12.50
99-10	K1500HD/ K2500HD/ K2500 Pickup - 4WD (Knuckle System)	6	K1084B	K1084BMX	K1084BF	35x12.50
99-10	K1500HD/ K2500HD/ K2500 Pickup - 4WD (Drop Brackets)	6	K1051B	K1051BMX	K1051BF	35x12.50
93-99	K2500 (8 Lug) Pickup - 4WD (Cast Lower Control Arms)	6	K1044B	-----	-----	35x12.50
93-99	K2500 (8 Lug) Pickup - 4WD (Stamped Lower Control Arms)	6	K1109B	K1109BMX	-----	35x12.50

LEVEL LIFT SYSTEMS

Year	2WD/ 4WD	Lift Height	Description	Part Number	Recommended Max. Tire Size	Recommended Front Shocks	Recommended Rear Shocks	Notes
SILVERADO/ SIERRA								
11-12	K2500HD/ Pickup 4WD/ 2WD	2.5"	Torsion Key w/ Shk Ext	63161	33 x 12.50	-----	-----	1,2
99-10	K1500HD/ K2500HD/ K3500HD Pickup 4WD/ 2WD	2.5"	Torsion Key w/ Shk Ext	63200	33 x 12.50	917552	926543	1,2

Notes: (1) Vehicle will require alignment after kit is installed.
(2) Maximum height achieved will depend upon final torsion bar adjustment, accessories, weight carried, and the age of the torsion bars.

01-10 Silverado/ Sierra 2500HD 4WD 3" Suspension Lift

Part No.	Description	Qty.
C9381	Component Box	1
BUK2082F	Block & U-Bolt Kit	1
H7074	Front Hydro Shock	2
H7017	Rear Hydro Shock	2

Must Order All Components For A Complete Kit

Note: 01-10 6" Lift Also Available
Note: 01-10 2500/3500HD
Leveling Torsion Keys are available

11-12 Silverado/ Sierra 2500HD 4WD 7" Suspension Lift

Part No.	Description	Qty.
C1178A	Component Box	1
C1178B	Component Box	1
C1178N	Component Box	1
C1178TR	Component Box	1

Nitro Shocks Included in C1178N Component Box

Must Order All Components For A Complete Kit

Note: 11-12 2500HD
Leveling Torsion Keys are available - Part No. C115KE



For 11-12 2500HD
Note: DEF/Urea Tank Skid Plate Available. Part# DEFG114SP

RANCHO 11-12 Silverado/Sierra 2500HD 4WD 4" Suspension System

- One-piece reinforced sub-frame - made from high-strength low-alloy steel
- No drivetrain or exhaust modifications required
- Allows reuse of the stock wheels
- Extended cast steering knuckles
- Tubular aft braces
- Maintains factory location of rack and pinion and alignment specifications
- Developed using a 35 x 12.5 x R18 tire on a 18 x 9-in. wheel w/ 6.25-in. B.S.



Part No. RS6564B

More Applications Available

SUSPENSION



09-10 Silverado/Sierra HD 6" Narrow Track Knuckle System

Part No. K869



- Minor cutting and / or welding required
- Requires new wheels with backspacing of 4.25" min. / 4.625" max.
- For 20" or larger wheels, max. backspacing is 5.5"
- Can run factory spare tire / wheel in emergency situation

System includes all necessary components and Superlift's® legendary attention to detail. Now with less than .75" track width per side. With single exhaust, a new, reformed section of exhaust crossover pipe is required to clear the front driveshaft.



Leveling Kits



- Keeps your factory ride - Guaranteed
- Forged construction - 25% stronger than OEM - Guaranteed
- Includes shock extensions to help keep that Factory Ride - Guaranteed
- Will never wear, break or fail - Guaranteed
- Toughest finish - Guaranteed
- Safest way to level lift - Guaranteed

Part No. 663011 — 2012 Silverado/Sierra 2500HD/3500HD 2/4WD - 2.25"
Part No. 663050 — 01-10 Silverado 1500/2500HD 2/ 4WD - 8 LUG - 2.5"
Part No. 663050 — 01-10 Silverado/Sierra 3500 DUALY 2/4WD - 8 LUG - 2.5"

Block Kits

These Rear Block Kits include (2) Rear Blocks, (4) E-Coated U-Bolts, (8) Nuts and Washers and will safely lift the rear of your 2000-2010 2WD and 4WD 8 lug Single Rear Wheel GM trucks.



Part No. 663051 — 00-11 Silverado/Sierra 2/4WD, 8 lug, 1" Block Kit
Part No. 663052 — 00-11 Silverado & Sierra 2/4WD, 8 lug, 2" Block Kit

Lift Kits / Leveling kits



11-12 Chevy HD 6" RTS Performance System

Fabtech's cutting edge RTS™ system has now been developed for the all new 2011 GM HD platform. The 6" RTS™ utilizes a patent pending bracket system that keep the torsion bars raised up, in the stock location. This feature provides superior ground clearance at the frame as there are no torsion bars hanging down to become high centered on or damaged when off-roading.



Part No.	Description	Qty
FTS21092	Component Box 1	1
FTS21093	Component Box 2	1
FTS21094	Component Box 3	1
FTS7338	Performance Front Shocks	2
FTS7333	Performance Rear Shocks	2



Performance Lift Systems

Combining Performance Accessories' body lift kit, leveling kit, and gap guards, Premium Lift Systems are the most economical way to raise your vehicle between 5-6 inches. Premium quality and appearance, without the premium price tag!



Part No. PLS111 — 2012 Chevy/GMC 2500 P/U Diesel, 5.5" Lift
Part No. PLS102 — 07-10 Chevy/GMC 2500/3500 Diesel 2 & 4WD, 5" Lift
Part No. PLS106 — 2006 Chevy/GMC 2500 Diesel 2 & 4WD, 5" Lift



Heavy-Duty Performance Shocks

- Continuously adjusting on the go
- No manual adjustment needed
- Bilstein HD provide the best stability and control under tough conditions, especially towing or hauling heavy loads



Front Part No.	Rear Part No.	Application
4WD		
24060813	24060820	00-10 Silverado/Sierra 2500HD (exc. Quad Steer)

TONNEAU COVERS

& Bed Protection | FOR FORD, GM, AND DODGE



Newest Soft Roll-Up Tonneau Cover by TruXedo



NEW Cutting Edge Design

Sleek, inside mount design with aerodynamic back improves the look of any truck.

Style & Value

Inside mount design works with most bed caps and rails. Stylish look and quality at a competitive price.

Simple Installation

No drill, clamp-on installation in less than 20 minutes.

Adjustable Tension Control

No tools - Adjusts in seconds to keep the cover tight and taut.

5 Year Warranty

Improves Gas Mileage Up To 10%

Easy, No Drill Installation



Improves Gas Mileage Up To 10%

Easy, No Drill Installation

5 Year Warranty

Economical, Soft Roll-Up Tonneau Cover

Smooth, Top Mount Design

No covered wagon style arched bows.

Fast Installation

Easy clamp-on installation in minutes.

Works Great When It's Cold

Velcro® affixed to side rails for continuous contact. No snaps to freeze, stick, rust or break. No stretching the fabric.

Quick One-Person Operation

No loose parts - Cover completely rolls up and self-stores in seconds.

TRUXEDO



Improves Gas Mileage Up To 10%

Easy, No Drill Installation



LIFETIME WARRANTY
covers everything, even the fabric

#1 Selling Soft Roll-Up Tonneau Cover

Sleek, Low Profile Appearance

Mounts on the inside of the bed for a sleek appearance on any truck.

Quick & Easy Installation

Installs in just minutes with pre-assembled, quick attach cover assembly.

Automatic Tension Control

Patented spring tensioner self-adjusts to keep the cover tight in fluctuating temperatures.

Floating Velcro®

Industrial strength Velcro® works with the tension control system to keep the cover tight, while reducing wear and tear.

Easy Trigger Latch

One-finger release opens quickly and easily.

Exclusive Side & Corner Seals

Keeps elements out of truck bed to protect cargo.



Everything Lo Pro... Plus Cargo Management System

Complete Cargo Control

Cargo management and tonneau cover system - All in one!

Versatile

Quick and easy adjustable anchor positioning. Locks into place to secure various sized cargo.

Strong & Secure

Installs with heavy-duty clamping system - 1000 lb. load limit.*

*Each individual anchor is rated at a working load limit of 250 lbs. The total loading for all anchor locations combined shall not exceed 1000 lbs.

Lo Pro QT Part No.	TonneauTraX Part No.	Edge Part No.	TruXport Part No.	Application
546901	546995	846901	246901	10-12 Dodge Ram 2500/3500 6' Bed
548901	—	848901	248901	10-12 Dodge Ram 2500/3500 8' Bed
546601	546695	846601	246601	03-09 Dodge Ram 2500/3500 6' Bed (incl. Mega Cab)
548101	—	—	248101	03-09 Dodge Ram 2500/3500 8' Bed
569101	569195	869101	269101	08-12 Ford F-250/F-350/F-450 Super Duty 6.5' Bed
569601	—	—	269601	08-12 Ford F-250/F-350/F-450 Super Duty 8' Bed
559101	—	859101	259101	99-07 Ford F-250/F-350/F-450 Super Duty 6.5' Bed
559601	—	859601	259601	99-07 Ford F-250/F-350/F-450 Super Duty 8' Bed
571101	571195	871101	271101	07-12 GM Full Size 6.5' Bed
571601	571695	871601	271601	07-12 GM Full Size 8' Bed
571201	—	—	271101	07-12 GM Full Size 6.5' Bed w/Track System
571701	—	—	271601	07-12 GM Full Size 8' Bed w/Track System

*Also available for vehicles with factory track systems.

CUMMINS DIESEL

DODGE DIESEL TRUCK | All the Power and Performance You Will Ever Want!



Power Programmers: Pages 26-27

Want a better product, one that is a fuel saver and delivers maximum power to your stock diesel engine. Even while you're towing, power and performance are being delivered by optimizing the tuning over the entire RPM band, proper transmission shifting, and maintaining safe EGTs.

Air Intake: Pages 28-29

A diesel engine does not compress its fuel/air charge and then initiate combustion by the use of a spark plug. Instead, in a diesel engine only air is compressed. When the piston is near top dead center, the fuel is sprayed by an injector into the combustion chamber where it mixes with the hot compressed air and self-ignites. An engine is most efficient when it burns every molecule of air and fuel that enters the cylinders.

Exhaust Systems/Stacks/Tips: Pages 30-31

Performance exhaust systems are designed to decrease backpressure by increasing flow and allowing exhaust gases to escape freely. By doing so, this produces more torque and increased horsepower. For a cool look while adding horsepower to your Diesel truck, add some stacks or exhaust tips.

Cooling/Fuel: Page 32

Cooling is important to keep your Diesel truck running efficiently. Improve gas mileage, horsepower, torque, and air conditioning temperature just by replacing the stock belt-driven fan and shroud with an electric fan.

Gauges are a simple way to measure and monitor your engine's performance. They help you keep track of transmission temperature, EGT, boost, and fuel pressure, just to mention a few.

Drivetrain: Page 33

With the wide variety of engine management, fuel/air and exhaust enhancements, you must consider how your vehicle is going to transfer newfound power to the wheels. That is where consideration needs to be given to the drivetrain. Of particular importance is power transfer from the motor or transmission. Whether manual or automatic, many improvements can help take your new power and put it where it matters - to your wheels and on the road.

Suspension: Pages 34-35

Suspension is the term given to the system of springs, shock absorbers, and linkages that connects a vehicle to its wheels. Suspension upgrades can improve the performance of your vehicle by ensuring the wheels and tires maintain proper grip and improved braking. They also allow more options for the size of wheels and tires for your vehicle.

Tonneau Covers & Bed Protection: Pages 12, 24, & 38

Complete the look of your truck while increasing fuel mileage and resale value with a new tonneau cover. And don't forget to keep that bed protected and looking showroom new no matter what you do with your truck!

Wheel & Tires: Page 36-37

Wheels & Tires are particularly important when modifying your suspension. Make sure they match the new ride height and clearance. Not only do they improve the look of your vehicle, they also improve the ride and handling.

Lighting: Page 38

Exterior Accessories: Pages 39, 40, 41

POWER PROGRAMMERS



WatchDog™ Multi-Function Performance Gauge

It is proven that drivers who change their driving habits to maximize fuel economy can see improvements up to 37% per gallon of fuel. Recognizing this fact, Bully Dog designed the first software of its kind into the WatchDog, thus being first to market again! The information is gathered from the sensors that each vehicle is equipped with from the factory. Information is gathered during operation in real time; the software then processes the information. As the information is processed, it is then used to serve as a Driving Coach guiding the vehicle's driver to the most efficient, economical driving techniques in order to maximize fuel economy. The WatchDog Gauge offers a comprehensive digital gauge package including all standard PID or vehicle parameters included in vehicles '96 and newer. The gauge will display a combination of any four parameters with over 20 different ones to choose from depending on your vehicle. These gauges are all displayed at the same time on an easy to read digital display.



Part No. 40400 — White
Part No. 40402 — Black

The Triple Dog GT

The Triple Dog GT is an all in one downloader, monitor, and tuning device. The GT features multiple power settings with the ability to adjust drivetrain and user settings. In addition, the GT line features all of the same gauge/monitoring functions as well as the advanced Driving Coach software aiding drivers in maximizing their fuel economy.



Part No. 40420 — Triple Dog GT for diesel vehicles, + 100hp/200 lbs.-ft

Performance Management Tool

- Downloader and in-cab monitor all in one
- Adjustable on-the-fly performance levels
- Internet upgradeable
- Runs vehicle diagnostic tests
- Displays diagnostics
- Obeyes set safety parameters
- Displays and records vehicle performance tests
- Easy installation



Part No. 40300 — Performance Management Tool (PMT)

This downloader/performance management tool equipped with a color touch screen is programmed with the same adjustable on-the-fly programs as the Triple Dog Downloader and carries a comprehensive list of diagnostic and safety features. The PMT supports the need for power and safety. Receive up to 230 horsepower on select vehicles and retain engine integrity with the Pyrometer De-fuel and transmission De-fuel features.

Diesel Features

- Three tunes to choose from
- Read and erase DTCS
- Safety defueling
- DPF burn-off for '08s
- Additional vehicle-specific features



BANKS POWER

Six-Gun Diesel Tuner w/Selector Six Levels of Power—Change On-The-Fly

- Highest proven HP and torque—up to +128 hp and +345 lb-ft
- With optional PowerPDA or Speed-Loader®, best gains are +155 hp & +385 lb-ft
- Six power levels, adjustable on-the-fly
- Stacked for Power®—tunes pulse width, timing, and fuel pressure
- Contains AutoRate™, Banks exclusive electronic powertrain management system that automatically adjusts power output to a safe level for prevailing conditions
- Quick and easy install



Six-vGun Tuner w/Selector Dodge

- Part No. 63797 — 06-07 5.9L Cummins
- Part No. 61022 — 03-05 5.9L Cummins
- Part No. 62981 — 03-07 5.9L Cummins Speed-Loader

Speed Loader

- Upgrade for selector-version Six-Gun Tuner
- Increases Six-Gun output by up to 27 hp and 40 lb-ft with a simple inline adapter
- Includes high-quality thermocouple for temp limiting control

Banks Six-Gun® Diesel Tuner with Banks iQ™ Dashboard PC

Banks Six-Gun delivers up to +155 hp and +385 lb-ft of torque to the rear wheels. With six on-the-fly-adjustable power levels, Six-Gun gives you the versatility to meet any driving situation. Six-Gun also features Banks exclusives such as AutoRate® and ActiveSafety®, designed to provide total engine and tranny protection. And with the Banks iQ as your Six-Gun command center and interface, you'll have complete vehicle/engine awareness and total control, allowing you to set customized EGT safety zones backed by both visual and audible alerts.

Part No.	Year	Application
Banks Six-Gun Diesel Tuner w/ Banks iQ		
63819	06-07	Dodge 5.9L
63809	03-05	Dodge 5.9L



Adjustable Torque Dog Module

- The performance module offers 3 horsepower/torque settings
- Stock / 50 hp and 105 ft. lbs./ 90 hp and 190 ft. lbs.
- Installs taking about 20 minutes with on-the-fly adjustability

Part No. 42013
03-04 Ram 5.9L Cummins



POWER PROGRAMMERS

Superchips

VIVID

TUNING | PERFORMANCE | INFORMATION | ENTERTAINMENT

NEW

Superchips VIVID LINQ is the only tuning device in the industry designed to work with Android™ OS smartphones. LINQ is available for nearly 1,000 vehicle applications including most popular truck, performance car, and SUVs produced in the last decade. LINQ is a Bluetooth wireless vehicle tuning interface that turns your phone into a performance tuner, diagnostic trouble code tool, PID reader, driving coach, or virtual dash board with the touch of the phone screen. Combine your Android phone with LINQ for an affordable yet advanced vehicle tuning experience!



Features Android® Technology



Part No. 138550 - 03-09 Dodge Diesel Vehicles

DIABLOSPORT

GASOLINE AND DIESEL TUNING SYSTEMS

Trinity™

- Comes pre-loaded with multiple tunes for your vehicle including Economy, Factory, Performance, Towing, Extreme, CAI Tunes,
- Built in Diagnostic Tool-save hundreds in dealership charges reading and clearing your own trouble codes (check engine lights)
- With over 100MB of onboard memory log/record hours of data
- Virtual Gauges-customize your own gauge layout
- Tune multiple supported vehicles (only 1 at a time).
- Supports custom tuning-accepts up to 5 additional custom tunes
- Set up your own gauge alarms/shift lights using the Trinity's LED lights
- High Resolution 320x240 Full Color Touch Screen



Part No. T1000

HYPERTECH

The World Leader in High-Performance Engine Tuning Products

Max Energy Power Programmer

- Cooling fan temps
- Internet updates
- Speedometer correction for up to 54" tires and/or non-stock rear gears
- Automatic transmission shift points and firmness
- Top-speed limiter
- RPM "rev" limiter
- Diagnostics



Max Energy
Part No. Application

52503	07-09 Ram 2500-5500 6.7 Cummins
52502	06-07 Ram 2500/3500 5.9 Cummins
52501	03-05 Ram 2500/3500 5.9 Cummins
52500	98.5-02 Ram 2500/3500 5.9 Cummins

The Max Energy E-CON™ Economy Power

- Read and clear diagnostic trouble codes and turn off "check engine" lights
- Return the vehicle back to the stock settings or change option settings at any time
- Allows software updates over the internet (USB cable included)
- Easy plug-and-play installation
- Top-Speed Limiter and RPM "Rev" Limiter
- Speedometer/Odometer Correction
- Transmission Shift Points and Firmness

HYPERTECH

The World Leader in High-Performance Engine Tuning Products



E-CON
Part No. Application

53503	07-09 Ram 2500-5500 6.7 Cummins
53502	06-07 Ram 2500/3500 5.9 Cummins
53501	03-05 Ram 2500/3500 5.9 Cummins
53500	98.5-02 Ram 2500/3500 5.9 Cummins

EDGE PRODUCTS

Juice with Attitude CS and CTS

Edge's premier product line, the Juice with Attitude CS and CTS control timing and duration of injector firing for your Cummins to deliver maximum performance, improved driveability, and better fuel economy. Get on-the-fly adjustability and monitoring capabilities at your fingertips. This plug-in module is easy to install and comes with factory-style connections.



CS Part No.	CTS Part No.	Application
31000	31100	98.5-00 Dodge Cummins 5.9L
31001	31101	01-02 Dodge Cummins 5.9L
31002	31102	03-04 Dodge Cummins 5.9L
31003	31103	04-05 Dodge Cummins 5.9L
31004	31104	06-07 Dodge Cummins 5.9L
31005	31105	08-12 Dodge Cummins 6.7L

EDGE PRODUCTS

Evolution CS and CTS

- Multiple power levels for mileage, towing, and performance
- Full-color, high-resolution, button-controlled 2.4 inch screen (CS) or 4.3 inch touch screen (CTS)
- Compatible with optional EGT pyrometer for engine protection
- Internet updateable (cable included)
- Displays and clears diagnostic trouble codes
- Displays alerts and records such as RPM, MPH, and EGT
- 0-60 and quarter-mile performance test with drag-strip, christmas-tree lighting (Graphs speed and time on screen)
- Displays up to 8 parameters at a time in digital display mode
- Monitors and displays diesel particulate filter (DPF) status on new emission diesel trucks



CTS
(COLOR TOUCH SCREEN)

CS
(COLOR SCREEN)

Part No. 85100 — Evolution CS Diesel
Part No. 85200 — Evolution CTS Diesel

30 DAY
MONEY BACK
GUARANTEE

AIR INTAKE



High-Flow Intake Systems

- Guaranteed horsepower
- Increased filtering capacity
- Lifetime high-flow air filter
- Won't void factory warranty
- K&N Million Mile Limited Warranty®



Part No.
571532

High-Flow Air Filters

- Increase horsepower
- Never needs replacement
- Comply with factory warranties
- Available for most cars and trucks
- K&N Million Mile Limited Warranty®

Part No.
E0776



Part No.
E0784

Part No.	Application	Year	Engine	Note	HP Gain
Cummins					
631562	2500/3500	10-12	6.7L	—	+ 8.2 HP
571557	2500/3500	07-09	6.7L	2	+ 20.63 HP
571532	2500/3500	03-07	5.9L	1	+ 10.96 HP
571525	2500/3500	94-02	5.9L	1	+ 9.17 HP

Part No.	Application	Year	Engine
Cummins			
332056	Ram 2500/3500 PU	94-02	5.9L
E0776	Ram 2500/3500 PU	03-07	5.9L
E0784	Ram 2500/3500 PU	07-09	6.7L
E0787	Ram 2500/3500 PU	10-12	6.7L

1) Street legal in 50 states. 2) Street legal in most states, not legal for use on emissions controlled vehicles in the state of California.



Magnum Force™ Air Intake Systems

- Pro5R - Max Performance - Most CFM
- Pro Guard 7 - Max Protection - Dirty Environment
- Pro Dry S - Max Convenience - Oil Free - Low Maintenance

- Increase horsepower and ft-lbs of torque
- Improves air flow up to 75%
- Washable/reusable air filter



OE Replacement Performance Filters

- Pro5R - Max Performance - Most CFM
- Pro Guard 7 - Max Protection - Dirty Environment
- Pro Dry S - Max Convenience - Oil Free - Low Maintenance

- Progressively finer mesh for better filtration without sacrificing airflow
- 100% polyurethane construction will not deteriorate over time from heat or chemical exposure
- Washable/reusable media with deepest pleats in the industry
- Open consistent pleat distribution for excellent airflow
- Progressive bump seal eliminates need for sealing gasket or grease

Dodge	Pro 5R Part No.	Pro Dry S Part No.
03-12 5.9L, 6.7L	3010102	3110102
94-02 5.9L	3010011	—

Year	Pro 5 R Performance Part No.	Pro Guard 7 Protection Part No.	Pro Dry S Non-Oiled/Dry Part No.
Dodge Cummins 5.9L and 6.7L			
07-5-12 (6.7L)	54313421	75313421	51313421
03-07 (5.9L)	5410932	7510932	5110932
03-08 (5.9L / 6.7L)	54113421	7511342	—
03-07 (5.9L) - Sealed	54809320V	75809320V	—
03-07 (5.9L)	5410412	7510412	5110412
94-02 (5.9L)	5410072	7510072	5110072

AIR INTAKE



RFI Cold Air Intakes

The RFI systems are advanced air intakes built to increase the engine's ability to breathe. By replacing the restrictive stock intake, the RFI increases horsepower, torque, fuel efficiency, and can decrease EGTs.

Part No. 52100 — 94-02 Dodge Cummins 5.9L

Part No. 52101 — 03-07 Dodge Cummins 5.9L Common Rail

Part No. 224865 — 03-07 Dodge Cummins 5.9L

(Replacement filter for #52101)



Diesel Intakes

Volant Truck Kits with Box

The same quality we give our gas kits is carried over into the diesel market with fully boxed units, removable lids, and a polyethylene construction. The main difference with the diesel kits is the Primo filter, which has twice the layers as the gas filters. Eight layers of added protection and durability for the turbo-charged diesel blocks.



Intake Part No.	Filter Part No.	PreFilter Part No.	Application
16067	—	—	10-11 Dodge Cummins 6.7L
16867	61517	51921	08-09 Dodge Cummins 6.7L
16559	5152	51905	05-07 Dodge Cummins HO 5.9L
16759	5152	51905	03-07 Dodge Cummins 5.9L
16659	—	—	96-02 Dodge Cummins 5.9L



DIESEL PRODUCTS

The Performance Intake Company



Intake Systems

Increased Horsepower, Improved Torque, and Built Diesel Tough!

- Easy bolt-on installation
- Improved horsepower, torque, and fuel efficiency
- Washable, reusable hi-flow filter
- Lifetime no hassle warranty

Part No.	Application
300254	10-12 Ram Cummins DSL 6.7L
300209	07-09 Ram Cummins DSL 6.7L
300159	04-07 Ram Cummins DSL 5.9L "600 Series"
300147	03-04 Ram Cummins DSL 5.9L



Brute Force HD Diesel Induction System

- Synthetic air filter is 99.53% efficient in FINE DUST testing, filters dirt as small as one micron, and never needs filter oil!
- Unique non-woven synthetic filter media never needs oil, this means less down time between cleanings and no more chance of over-oiling
- An injection-molded ABS plastic filter lid and base provide increased structural rigidity
- No mesh screen
- Element is cleanable and is Guaranteed for Life
- Will not void your vehicle warranty



Part No.	Application
21922DS	07-09 2500/3500TD 6.7L
219211D	03-05 Ram 2500/3500 TD 5.9L (L6 6/ L6 C)
	98-02 Ram 2500/3500TD L6 6
219210D	01-02 Ram 2500/3500 TD L6 7
	94-96 Ram 2500/3500 TD L6C
	97-98 Ram 2500/3500 TD L6 D

Add Color Code to end of Part No.: C - Silver or P - Polished



Brute Force Intakes

- Made of CNC mandrel-bent 6061 aluminum with TIG-welded fittings and brackets
- One-piece, four-layer cotton gauze AEM filter
- Stainless steel heat shield included
- Made in the U.S.A.

Part No. 218206D - 03-05 Ram Diesel 5.9L

Part No. 218204D - 94-02 Ram Diesel 5.9L

Part No. 218211D - 06-07 Ram TD 5.9L

Add Color Code to end of Part No.: C - Silver or P - Polished.



Variable Venturi Aperture provides enhanced air/fuel efficiency for economy

Computer Designed chambers and channels for improved performance


Helix Power Tower Throttle Body Spacers

- Up to 20 horsepower*
- Up to 25 lb/ft of torque
- 1-3 MPG*
- Easy installation
- Quieter operation
- True bolt-on performance

*Performance levels may vary among applications and driving style.

Part No. 59015
92-03 Dodge Ram 2500/3500 5.9L

Increased Air-Flow design creates better cylinder filling gives better acceleration



Helix power Tower PLUS is precision machined from solid T-6061 billet aluminum for lasting performance

EXHAUST

Systems & Tips

MAGNAFLOW Exhaust PRODUCTS



MAGNAFLOW PERFORMANCE diesel systems are our premium line, which includes mandrel-bent stainless steel tubing, a mirror finish 100% stainless steel muffler, an optional muffler delete pipe, band clamps, and polished MagnaFlow single-wall inter-cooled tip(s).



MAGNAFLOW XL PERFORMANCE is our mid-level performance line, which includes mandrel-bent stainless steel tubing, a 100% satin finish stainless steel muffler, an optional muffler delete pipe, saddle clamps, and polished MagnaFlow single-wall inter-cooled tip(s).



MAGNAFLOW PRO PERFORMANCE is our entry-level performance line, which includes mandrel-bent stainless steel tubing, a muffler delete pipe, saddle clamps, and polished MagnaFlow single-wall inter-cooled tip(s).
All lines are 100% stainless steel AND backed by a lifetime warranty.

Diesel Exhaust Systems

Dodge Cummins Diesel (D.P.F. Equipped)

D.P.F. = Diesel Particulate Filter

Performance Part No.	XL Performance Part No.	Pro Performance Part No.	Application
5-Inch Systems, 6.7L Cummins I-6			
16380	16381	17916	2011 6.7L Filter-back, Ram 2500/3500, CC-MC/SB-LB (Style A)
16975	—	17972	07-10 6.7L I-6, Filter-back, Ram 2500/3500, CC-MC/SB, CC/LB, SC/LB, (Style A)
4-Inch Systems, 6.7L Cummins I-6			
16382	16383	17917	2011 6.7L Filter-back, Ram 2500/3500, CC-MC/SB-LB (Style A)
16973	16970	—	07-10 6.7L I-6, Filter-back, Ram 2500/3500, CC-MC/SB, CC/LB, SC/LB, (Style A)
Duals 6.7L, 4" Inlet w/3.5" Dual Tailpipe			
16384	16385	17918	2011 6.7L Filter-back, Ram 2500/3500, CC-MC/SB-LB (Style A)
16974	—	—	07-10 6.7L I-6, Filter-back, Ram 2500/3500, CC-MC/SB, CC/LB, SC/LB, Dual Same Side Behind Rear Passenger Tire, (Style F)

Off-Road Pro Series Exhaust

- Turn down before the axle configuration
- Stainless steel construction
- Lifetime warranty
- High flow straight through design
- Hassle free bolt-on installation



Part No.	Application
17131	04-07 Dodge Ram 5.9L, EC-CC, 4" Turbo-Back
17132	04-07 Dodge Ram 5.9L, EC-CC, 4" Cat-Back



5" Mirror-Polished Stainless Steel Tips



Part No.	Description
T5049	5" O.D. Dual Wall Straight, 12" Length, 4" inlet
T5050	5" O.D. Rolled Straight, 12" length, 4" inlet
T5051	5" O.D. Angled Rolled End, 12" length, 4" inlet
T5052	5" O.D. Angled Single Walled, 12" length, 4" inlet
T5053	5" O.D. Dual Wall Angled, 12" length, 4" inlet

4" Performance Diesel Exhaust Systems

Lower your exhaust gas temperatures, gain quicker turbo spool up, and pull that trailer with ease, with the highest power gains and best fitting diesel exhaust systems available.

XP Series Part No.	Pro Series Part No.	Installer Series Part No.	Application
T409 Stainless	T304 Stainless	Aluminized Steel	
S6100409	S6100304	S6100AL	94-02 5.9L, I-6 Turbo, Turbo Back
S6104409	—	S6104AL	03-04 5.9L, I-6 Turbo, Turbo Back
S6108409	—	S6108AL	04-07 5.9 Cummins "600", I-6 Turbo, 4" Cat-back
S6110409	S6110304	S6110AL	04-07 5.9 Cummins "600", I-6 Turbo, "COOL DUALS" (4x4 only)
S6120409	—	S6120AL	07-09 Ram Cummins 6.7L
S6122409	—	S6122AL	07-09 Ram Cummins 6.7L, "COOL DUALS"
S6132409	—	—	2011 Ram Cummins 6.7L, "COOL DUALS"

*Includes Front Pipe



Dodge Cummins Diesel (Non-D.P.F.)

Performance Part No.	XL Performance Part No.	Pro Performance Part No.	Application
5-Inch Systems Cummins 5.9L I-6 High-Output			
15986	15989	17989	04.5-07 5.9L H.O. I-6, Turbo-back, Ram 2500/3500, CC-MC/SB-LB, (Style A)
—	16956	17956	04.5-07 5.9L H.O. I-6, Cat-back, Ram 2500/3500, CC-MC/SB-LB, (Style A)
4-Inch Systems Cummins 5.9L I-6			
15968	15974	17974	03-04 5.9L I-6, Turbo-back, Ram 2500/3500, CC/LB, (Style A)
15957	15958	17958	03-04 5.9L I-6, Cat-back, Ram 2500/3500, CC/LB, (Style A)
15910*	15924	17924	98-02 5.9L I-6, Turbo-back*, Ram 2500/3500, CC/LB, (Style A)
Duals Cummins 5", High-Output			
15987	15990	17990	04.5-07 5.9L H.O. I-6, Turbo-back, Ram 2500/3500, CC-MC/SB-LB, Dual Behind The Rear Tires, (Style E)

Truck Stacks

Smokers

Stacks are back, with a few refinements courtesy of MBRP, Inc. Our SMOKERS™ systems are full mandrel-bent stainless tubing, providing the fastest path from turbo right to your choice of mirror-polished T304 stainless steel stacks.



Part No.	Application	Description
Smokers		
S8100409	94-02 Dodge Cummins	Turbo Back
S8102409	04.5-07 Dodge Cummins	600/610 Cat Back
Stacks		
B1610	Universal	Stack, 6" Angle Cut, 36" T304 Mirror Polished
B1530	Universal	Stack, 5" Angle Cut, 36" T304 Mirror Polished
B1430	Universal	Stack, 4" Turn Out, 36" T304 Mirror Polished

Add BLK to the end of the Part No. for black stacks.



Aluminized Steel Exhaust

Manufactured from 16-gauge Aluminized Steel, the exhausts have a 2-year warranty. The low-degree mandrel-bent angles are especially helpful in towing situations, where it has been proven to lower exhaust temperature by as much as 200 degrees.

Part No.	Application
Dodge Cummins 5.9L	
82010	94-02, 4" Rapid Flow
82411	07-09, 5" Rapid Flow

*Dual Exhaust System



More Applications Available By Special Order.

EXHAUST

System, Brakes & Manifolds



Single Cat-Back Exhaust

- Large 4" mandrel-bent tailpipe- maintains constant exhaust flow
- Superflow™ Muffler- Straight thru Design, Fully welded, baffled and chambered for better volume efficiency and unrestricted flow (Not packed or screened, nothing to blow out)
- Giant 5-inch T-304 high-polished Stainless Steel slash tip
- 50-state emissions legal
- Will not affect your factory warranty

Extreme Dual Cat Back Exhaust

- 409L stainless steel heavy-duty tubing, T-304 Stainless Superflow muffler
- Aluminized- heavy-duty tubing for extended durability and longer life
- Large 3-inch mandrel-bent tailpipes- maintains constant exhaust flow through the bend for outstanding performance
- Large 4-inch T-304 high-polished stainless steel slash tips
- 50-state emissions legal
- Will not affect your factory warranty



Dual Sport Cat Back Exhaust

- Large 3-inch mandrel-bent tailpipes- maintains constant exhaust flow through the bend for outstanding performance
- Superflow™ performance muffler- fully welded, baffled and chambered for better volume efficiency and unrestricted flow (Not packed or screened, nothing to blow out)
- Large 4-inch T-304 high-polished stainless steel slash tips
- 50 state emissions legal
- Will not affect your factory warranty



Ram Cummins Diesel

Application	Side Swept		Extreme Dual		Dual Sport	
	AI	SS	AI	SS	AI	SS
07-11 06.7L 2/4WD Mega, SB 2500/3500	316606	616606	—	—	—	—
04-5-07 5.9L 2/4WD QC, SB/LB 2500/3500 HO	316607	616607	7302	67302	—	—
04-5-07 5.9L 2/4WD Mega, SB 2500/ 3500 HO	316604	616604	—	—	—	—
03-04 5.9L 2/4WD QC, SB Non HO	316512	616512	—	—	—	—
03-04 5.9L 2/4WD QC, SB Non HO w/Downpipe	316513	616513	7401	67401	6603	66603
94-02 5.9L 2/4WD Ext SB/LB	—	616573	—	—	—	—
89-93 5.9L 2/4WD Stan, Ext, CC	—	616576	—	—	—	—



Monster® Exhaust

- Easy bolt-on
- Made of all stainless steel (not aluminized)
- 4" mandrel-bent tubing that virtually eliminates backpressure (up to 98%), adding up to +18 hp and +30 lb-ft torque
- Polished straight-through Monster muffler outflows stock up to 228% and produces a cool, throaty growl
- Lowers exhaust gas temps, prolongs engine life
- Includes a huge 5" polished dual-wall rolled-edge tip
- Safely clears the spare tire, shocks and brake lines and includes two 6x5" polished stainless slash-cut rolled-edge ob-round tailpipe tips (patent pending)



Duals Part No.	Single Part No.	Application
Dodge Cummins 5.9L		
—	48641	03-04 Std Cab, LB/Crew Cab, SB (no cat)
48706	48700	04-07 Std Cab, LB/Crew Cab, SB (325-hp)
—	48701	04-07 Crew Cab, LB (325-hp)
48709	48708	06-07 Mega Cab (325-hp)
Dodge Cummins 6.7L		
49764	49765	07-11 Std/Crew Cab, LB



Truck Staxx

The DynoMax Truck Staxx kit enables light-truck owners to convert their existing exhaust outlet using two upright stacks located behind the passenger compartment. Available with 4-inch angled outlets.

Part No. 89303* — Chromed Angled Staxx Kit
*Adapter Tee needed for single exhaust applications.



Exhaust Manifolds

BD's Exhaust Manifolds use a high silicone ductile iron that can withstand extremely high temperatures, large single or twin turbochargers and diesel engine vibrations. Pulse tuning and full bore design reduce cylinder load, exhaust temperature, back-pressure and cracking plus improve fuel economy. Gaskets required.



- Part No. 1045980 — 88-98 Dodge 12-valve, Pulse Manifold
- Part No. 1045981 — 88-98 Dodge 12-valve Gasket Set
- Part No. 1045985 — 98-02 Dodge 24-valve
- Part No. 1045987 — 03-07 Dodge 24-valve
- Part No. 1045986 — 98-07 Dodge 24-valve Gasket Set



Big Daddy's Exhaust Brakes

- Improves safety and eliminates white knuckles
- Offers high retarding power through the entire operating range
- For turbocharged diesel engines



- Part No. 2023138 — 03-04 Dodge Ram Cummins
- Part No. 2033137 — 99-02 Dodge Ram Cummins
- Part No. 2023330 — 06-07 Dodge Ram Cummins

More Applications Are Available By Special Order.



Banks Brake®

- Tops in safety, because it produces higher, more sustained braking power
- Contains computerized brake control (CBC) module that automatically senses throttle position and controls brake engagement and cuts out annoying brake noises
- The fast warm-up function prolongs brake durability
- Automated brake disengagement at low speed smooths stop-and-go driving



Part No.	Application
55226	06-07 Dodge Cummins 5.9L



Steering Box Stabilizers



BD's new Steering Box Stabilizer (SBS) eliminates steering wander and wobble caused by excessive shaft play in the steering box of late-model Dodge trucks. Designed for easy, bolt-in installation in about an hour, the SBS virtually eliminates frame flex at the steering box mounting point, resulting in more positive steering feel.

Part No. 1032004 — 94-02 2500/3500 4WD & 94-01 1500 4WD

Part No. 1032005 — 03-08 2500/3500 4WD

Part No. 1032006 — 09-10 Dodge 4WD



Adjustable Track Bars



BD's Adjustable Track Bar is the perfect solution for steering stability and is a great complement to BD's Steering Box Stabilizer (SBS). Plus, it is adjustable to accommodate up to 4".

Part No. 1032011 — 1994-2002 4wd 2500/3500

Part No. 1032012 — 2003-2007 4wd 2500/3500

Part No. 1032013 — 2008-2012 4wd



Sway Bar End Links



- BD's Sway Bar End Links have a Dual Pivot Design that allows for greater amount of articulation and less stress
- Long life Urethane bushing design allows for greater flex without breaking and will not pound out or seize due to the elements

Part No. 1032050 — 00-09 4wd 2500/3500 Diesel/HEMI (exc. Power Wagon)



Torque Converters

Handles 250% More Torque

Our engineered billet-machined stator design multiplies the torque below peak engine torque. Improves fuel economy and reduces oil temperature, engine rpm, and noise. The lock up clutch is designed to handle any stock or extreme modified Diesel. Stamp forged front clutch covers do not distort and securely mount in place.

Part No. 1070215X—94-02 Dodge 47RE/RH up to 450 RWHP

Part No. 1070217X—03-07 Dodge 48RE up to 450RWHP



Maximizer™ High Torque Converters

Our fuel-efficient High Torque Towing Converter is designed to reduce the slippage found in all non lock-up torque converters. This series of torque converters enables transmissions to run cooler and reduces engine rpm at highway speeds. In addition to the resulting fuel mileage increases, the Maximizer™ Towing Converter also lowers transmission temperature by as much as 20°F. This is an excellent choice for motor homes, tow vehicles, and other heavy load applications.

Part No. 142250—88-95 Cummins A518 non lock-up (23 spline)



Performance Brake Rotors

- Exclusive "vacu-slot" design prevents cracking
- Power Slot's black E-coating protects against corrosion
- Improves overall brake performance



Part No.	Application
12667061SL	03-08 Dodge Ram 250/3500, Left Front
12667061SR	03-08 Dodge Ram 250/3500, Right Front
12667062SL	03-08 Dodge Ram 250/3500, Left Rear
12667062SR	03-08 Dodge Ram 250/3500, Right Rear



Performance Series Fluidampr

Here's why you need Fluidampr...

- Provides maximum control of destructive crankshaft vibration at all engine speeds
- Extends crankshaft and bearing life
- Improves valve timing accuracy and ignition stability
- Increases horsepower and torque
- Requires no service or maintenance
- Specifically designed
- Quiet operation
- Timing marks cannot slip
- SFI accepted, explosion proof
- Proven for over 20 years
- Dyno proven
- 100% Satisfaction guarantee / 100% American made



Steel Black Zinc Finish

Part No.	Balance	Application	O.D.	WT. (lbs.)
Dodge Cummins				
960301	Internal	98-02 5.9L Turbo Diesel 24V	9-3/4"	23.8
960311	Internal	92-98 5.9L Turbo Diesel 12V	9-3/4"	24.0



Tow & Street Transmission

BD transmissions are built specifically to handle the high torque loads of diesel engines at our state-of-the-art transmission facility. Our transmission packages also include a BD rigid aluminum heavy duty transmission pan which adds extra oil capacity and reduces case flex, plus a BD auxiliary full flow filter kit for extra protection.



Part No. 1064234F — Transmission Kit - 2005-2007 Dodge 48RE 4wd



Transmission Pans

Adds Capacity

Heavy-duty cast aluminum pans prevent transmission case twisting that results in reduced clutch apply oil pressure. Give added oil capacity plus extra cooling with the external fins. Pan includes a magnetic drain plug and a temperature port plug.

Part No. 1061500—89-07 Dodge 727/518/47RE/47RH/48RE

Part No. 1061525—08-10 Dodge 68FRE



SUSPENSION

PRO COMP

DODGE



DODGE RAM 2500

Vehicle shown with Pro Comp 6" Suspension System w/ 37" Xtreme A/T, mounted on Series 6088 wheels.



TOUGHER BIGGER RAM

The Pro Comp Dodge suspension systems are the best choice for Dodge owners who want a more aggressive stance and off road performance, but still want to retain factory-like on road handling and towing ability. Pro Comp suspension systems for the 2009 and newer Ram with coil spring rear suspension feature high strength extended steering knuckles and one-piece cross members that install easily, and maintain proper CV axle angles for performance, appearance and reliability.

Year	Application	Lift Height	ES Series	MX-6 Shocks	Fox Non-Resi Shocks	Fox Resi Shocks	Max Tire Size
DODGE - 4WD							
10-12	Ram 2500/ 3500 - 4WD Diesel (Short Arm Kit)	6"	K2080B	K2080BMX	K2080BF	K2080BFR	37x13.50
2009	Ram 2500/ 3500 - 4WD Diesel (Short Arm Kit)	6"	K2076B	K2076BMX	K2076BF	K2076BFR	37x13.50
09-12	Ram 2500/ 3500 - 4WD Diesel (Long Arm Kit)	6"	K2078B	K2078BMX	K2078BF	K2078BFR	37x13.50
09-12	Ram 2500/ 3500 - 4WD Gas & Diesel	5"	K2077B	K2077BMX	K2077BF	K2077BFR	35x12.50

PRO COMP

LEVEL LIFT SYSTEMS

- Easy install
- Clears up to 37" tires
- Maintains factory ride



Application	Year	2WD/ 4WD	Lift Height	Description	Part Number	Recommended Max. Tire Size	Recommended Front Shocks	Recommended Rear Shocks	Notes
DODGE									
	Ram - 1500 Mega Cab/ 2500/ 3500	4WD	2.0"	Coil Spacer (Steel)	61240	35 x 12.50	924553	927543	1

Notes: (1) Vehicle will require alignment after kit is installed.

(2) Maximum height achieved will depend upon final torsion bar adjustment, accessories, weight carried, and the age of the torsion bars.

(3) Kit requires longer shock

SKYJACKER
SUSPENSIONS

2011 Ram 2500
5" Lift



03-08 Dodge Ram
2500/3500 & MegaCab
5" Suspension Lift

Part No.	Description	Qty.
D45	Coil Springs Set	1
D45523	Component Box	1
D4523	Component Box	1
H7094	Front Hydro Shock	2
H7036	Rear Hydro Shocks	2

Must Order All Components
For A Complete Kit

03-08 Dual Stabilizer Part No. 7213

10-12 Dodge Ram
2500/3500 4WD w/Diesel
5" Suspension Lift

Part No.	Description	Qty.
D45	Coil Springs Set	1
D45510	Component Box	1
D4513	Component Box	1
H7094	Front Hydro Shock	2
H7036	Rear Hydro Shocks	2

Must Order All Components
For A Complete Kit

Dual Stabilizer Part No. 7239

09-10 2500/3500 4WD
09-12 Power Wagon® 4WD

- Maintains proper driveshaft angles, minimizing vibrations
- New forged Pitman arm
- Aligns to OE specs
- Rear lift blocks
- Allow for reuse of stock tires

Part No. RS6585B
(Must order shocks separately)



10-12 Ram 2500/3500

- New heavy-duty tubular-style front links
- Aligns to OE specifications - all alignment hardware provided
- Rear leaf spring blocks
- CAD designed components ensure a precise fit
- New forged pitman arm
- Front track bar relocation bracket

Part No. RS6578B
(Must order shocks separately)



SUSPENSION



10-12 Ram 2500 Heavy Duty 6" Suspension Systems



The 6" system, in addition to new engine-specific coils, includes a dropped pitman arm for steering correction, specially designed compression travel stops for the front and rear axles, a new track bar relocation bracket, and all new axle-to-frame link arms to restore factory alignment specifications. Lift blocks raise the rear four inches to negate most of the factory nose-down stance. The factory rear springs are well-designed units so axle wrap-up is generally not a problem.

Part No.	Application
K966	10-11 Ram 2500HD, Gas Engine
K966B	10-11 Ram 2500HD, Gas Engine, w/Bilstein Shocks
K967	10-11 Ram 2500HD, Diesel Engine
K967B	10-11 Ram 2500HD, Diesel Engine, w/Bilstein Shocks



Leveling Kits

ReadyLIFT is a manufacturer of truck suspensions Leveling and Lift Kits that are guaranteed to retain your factory ride while providing the looks and lift every truck owner wants.

- Keeps your factory ride
- Will never wear, break, or fail
- Toughest finish
- Safest way to level lift

Part No. 661090 — 94-12 Ram 2500/3500, 4WD Only - 8 Lug - 2.0"

Part No. 661090 — 06-12 Ram MEGA CAB, 4WD Only - 8 Lug - 2.0"

Steering Stabilizer Bar

Many Ram 2003-2008 2500/3500 4WD owners may have discovered their truck has "steering wander" when driving. The Steering Stabilizer Bar will help eliminate the steering deficiencies in your truck by reinforcing the frame and steering box. Kit includes our new super strong Steering Stabilizer Bar, greaseable bearing, hardware, and easy-to-read instructions.

Part No. 671090 — 03-08 Dodge Ram 2500/3500, 4WD



09-10 Dodge 2500/3500 4WD Diesel Only 6" Performance System w/ Performance Shocks



Our Performance System features extended length 1.75" OD heavy wall control arm links pivoting on urethane bushings to keep the front suspension geometry proper while allowing increased travel. Front lift includes replacement Coil Springs. The replacement Coil Springs provide a quality highway ride with good off-road capability. Also included is Trac Bar bracketry, Pitman Arm, End Links, Bump Stops, and a transmission mount. Rear lift comes from a Block and U-bolt system.

Use 37/12.50R17 tires w/ 17x9 wheels w/ 5" BS w/ minor trimming

Part No.	Description	Qty.
FTS23032	Component Box	1
FTS23020BK	Coil Spring Kit "Diesel Only"	1
FTS93008	Transmission Drop Bracket	1
FTS7189	Performance Front Shocks	2
FTS7266	Performance Rear Shocks	2



Premium Lift Systems

Performance Accessories Premium Lift Systems offer an affordable lift solution for truck and SUV owners. Combining Performance Accessories' body lift kit, leveling kit, and gap guards, Premium Lift Systems are the most economical way to raise your vehicle between 5 - 6 inches. Premium Lift Systems deliver the most lift for the money of any lift solution available today! Premium quality and appearance, without the premium price tag!



Part No.	Application	Max Tire	Lift
PLS604	04-06 Dodge 2500/3500, 4WD, Diesel	35"	5"
PLS609	07-08 Dodge 2500/3500, 4WD, Diesel	35"	5"



Heavy-Duty Performance Shocks

- No manual adjustment needed
- Winners of more off-road races than any other shock
- Provide the best stability and control under tough conditions, especially towing or hauling heavy loads

Front Part No.	Rear Part No.	Application
24186070	24186094	03-08 Ram 2500/3500 4WD



TIRES

No Matter What Surface, We Have You Covered

Serious Off-Road



Baja Claw® TTC Radial

The **Baja Claw TTC Radial** features "mud-scoops" for self-cleaning traction in deep mud and snow, tread and sidewall decoupling grooves that allow tire to flex and conform to any surface, directional SideBiter® for added traction and protection, a directional 23-degree tread pattern and extra wide footprint for extreme traction, and strategically placed and shaped siping to promote long wear and improve traction on wet or icy surface.



Baja Claw®

The **Baja Claw Radial** is built for anything you can throw at it. Get extreme traction and rugged off-road performance with the Claw's 23-degree tread pattern, large SideBiter®, and tough puncture-resistant sidewalls. Go where you want with the confidence that the Baja Claw will pull you through!



Crusher

The **Dick Cepek Crusher Radial** is perfect for 4x4 owners seeking ultra-aggressive off-road traction and excellent handling on the street. Features a unique tread pattern, tough 3-ply sidewalls, functional skull and cross bone SideBiter®.



M-8060

Trepador Extreme Off-Road

- Aggressive, directional tread design
- Multi-curve tread siping improves traction
- Unique tread element
- Multi-stage staggered shoulder pattern
- Nylon belt-reinforced tire construction improves puncture resistance and prolongs tread life



M-8090

Creepy Crawler Bias Extreme Off-Road

- Heavy-duty bias construction
- Rugged tread pattern provides agile and controlled steering for competition rock crawling
- Unique multi-edged knob design and arrangement of sipes enhance traction on rock surfaces
- DOT-approved



XTERRAIN

- Directional Tread Pattern for superior traction both on- and off-road
- Full-Length Lug Sipes
- Siped Two-Rib Center Traction Zone
- Dualguard™ Construction for superior puncture resistance

Aggressive Tread



XTREME M/T

- Advanced tread compound coupled with silica for enhanced traction
- Full-length siping for better wet / snow capability
- Tri-ply construction for maximum puncture resistance
- Spiral nylon overwrap and opposed angle steel belting for better stability and load-carrying ability
- Most sizes carry a Load Range E rating for maximum load-carrying ability



Baja ATZ™

Has a unique "hybrid" design between an all-terrain and mud terrain to give you the grip you need for your weekend adventures and the smooth ride to get you down the road in comfort. Features an extra wide footprint and beefy tread blocks for great all around traction. Select sizes have PowerPly™ 3-ply sidewalls.



XTREME A/T

- Directional tread design for superior on and off-road traction
- Massive shoulder lugs for better traction and durability, especially under high loads and speed
- Full-length elliptical siping for enhanced wet and snow capability
- Tri-ply construction for greater sidewall puncture resistance
- 40,000 Mile Treadwear Warranty



Radial F-C II

With its unique "hybrid" design between an all-terrain and mud terrain, the Dick Cepek Radial F-C II has proven to be a real "any terrain" radial. This is one tough tire! Available in a wide selection of traditional and specialty light truck sizes for almost any on or off-road application.



OPEN COUNTRY M/T

Designed for full-size pickups driven by enthusiasts who require extra ground clearance, load-carrying capacity and off-road capability with great on-road performance. M&S rated.



MA-762

Big Horn Radial Mud Terrain

- Staggered shoulder lugs for added traction on uneven terrain
- Deep tread blocks with large void-ratio tread pattern improves self-cleaning performance in the mud
- Heavy-duty sidewall construction enhances puncture resistance on rough terrain
- Shoulder tread blocks are pinned for studs for extra traction in winter weather
- Three body-ply construction in select sizes
- M&S All-Season Rated

Highway Tread



Baja ATZ™ Plus

Built for highway and light off-road use, the **Baja ATZ Plus** is a great choice for your work truck or daily drive. The ATZ Plus is mud and snow rated for all-season traction, gives you a smooth quiet ride and high mileage all while delivering legendary Mickey Thompson performance!



Open Country A/T

The durable, M&S rated, Open Country A/T offers aggressive wet and snow traction for pickups, vans and SUVs. This versatile all-terrain tire delivers rugged good looks without compromising handling, ride comfort or on- and off-road stability.



Baja STZ™

The **Baja STZ** offers excellent steering response, superior grip, and great all-weather traction making it the perfect choice for work, play, or sportsman applications. It's also got an aggressive tread design, variable density nylon overwraps, serrated tie bars and shoulder scallops, and strategic siping for improved stability, long wear, and traction in wet or icy conditions.



All Terrain

- Dualguard™ construction for superior puncture resistance
- Elliptical siping pattern for excellent all-weather traction and extra grip in snow conditions
- 50 Degree interlocking triple center tread
- Severe weather rated
- 50,000 Mile treadwear warranty



Marauder MA-S1



Marauder II MA-S2



MA-751

- Double steel-belted construction
- Jointless spiral-wrapped full nylon cap
- All-Season tread pattern
- M&S All-Season Rated
- UTQG 420 A B (P-metric sizes only)



Bravo Series All-Terrain



MA-761

- All-Season, All-Terrain
- Aggressive tread pattern
- Jointless spiral-wound cap ply
- Pinned for studs
- UTQG 480 A B (P-metric sizes only)

- All-Season Performance tire designed for SUV or light trucks
- Directional high-void pattern designed for excellent all-season traction
- Jointless spiral-wound cap ply maximizes ride refinement and durability
- Overall construction designed to improve lateral stability and handling on SUV/LT vehicles

WHEELS

Top Styles & Finishes From The Best Brands

Black wheels in every style and size

Black with some polish - goes with every truck

Chrome and Polish in new and classic styles



Force
AX805 Series
Teflon® Black, Chrome
17/18/20"



Ledge
AX188 Series
Teflon® Black
15/16/17/18/20"



Fuel 8
321 Series
Black Painted
16/17"



910B - Intruder
Matte Black / Machined,
Silver Paint/Machined
15/16/17/18"



Outlaw II
AP062 Series
Machined/Silver
14/15/16"



Fuel 8
619 Series
Chrome
16/17/18/20"



Outlaw I
AP061 Series
Machined Aluminum
15"



Yuma
908B Series, Matte Black, 15/16/17"
908M Series, Machined/Clear Coated,
15/16/17"



Desperado
962 Series
Matte Black
15"



Ribelle
708 Series
Bright PVD, Matte Black/Machined Face
18/20"



DC-2
Black/Machined
15/16/17/18/20"



Intruder
910S Series
Silver Painted/Machined
15/16/18"



D/C Gun Metal 7
Gun Metal/Machined
17/20"



Rugged Road
RG Series
Silver/Machined
16"



Classic Lock
Black, Polished
15/16/17/18"



Sidebiter
10000 Series
Black
15/16/17"



M0959
959 SERIES
Matte Black, Chrome
18/20"



Patriarch
415 Series
Semi-Gloss Black/Chrome Inserts,
Chrome/Gloss Black Inserts
20/22"



6005
6005 SERIES
Chrome
17/18/20"



1069
1069 Series
Polished
15/16/17/18"



6031
6031 Series
HD Chrome
17/18/20"



7032
7032 Series
Flat Black
16/17/18/20"



7089
7089 Series
Gloss Black
16/17/18"



7113 - RWD/4WD
7113 Series
Flat Black/Machined
18/20"



Diesel
VR2 Series
Matte Black
17/18/20"



3036
3036 Series
Silver
17"



6032
6032 Series
HD Chrome
17/18/20"



6089
6089 Series
Chrome
16/17/18/20"



Drone
VR6 Series
Matte Black/Machined
20"



Type 62
062 Series
Machined with Clear Coat
14/15/16/17"



7036
7036 Series
Black
17/18/20"



Recon
VR3 Series
Matte Black
17/18/20"



Goliath
223/224 Series
Matte Black/Diamond Cut, Chrome
17/18/20"



Rogue
175 SERIES
Gloss Black/Diamond Cut Face,
Diamond Cut/Black
15/16/17/18"



M0963
963 Series - Dually
Matte Black
16/17"



002 Dualie (Front and Rear)
002 Series
Polished
17"



Strike
807 Series
Chrome, Matte Black
17/18/20"



XD800 - Misfit
800 SERIES
Matte Black
17/18/20/22"



Bomb
806 Series
Gloss Black/Silver
18/20/22"



Nomad
173/174 Series
Anthracite Gray/Diamond Cut
15/16/17"



Goliath Front
023 Series
Black, Chrome
16/17"



Goliath Rear
023 Series
Black, Chrome
16/17"

Dually Wheels!

TONNEAU COVERS

ROLL X

**HARD ROLL-UP
TONNEAU COVERS**



**100% ACCESS
NO CANISTER**

BAK FLIP



Know when to Roll & Know when to fold

Year	Model	Bed Size	Roll-X	BAK Box Part #
Chevrolet / GMC				
2004 - 2012	Silverado, Sierra	68.00	36100	call for #
1988 - 2012	Silverado, Sierra & C/K	77.00	36101	call for #
1988 - 2012	Silverado, Sierra & C/K	96.25	36102	call for #
Dodge				
2002 - 12	Ram w/o Ram Box	74.50	36203	call for #
2002 - 12	Ram	96.50	36204	call for #
Ford				
2008 - 12	Super Duty	80.00	36310	call for #
1999 - 07	Super Duty	80.25	36303	call for #



**HARD
FOLDING
COVERS
WITH FULL
ACCESS TO
YOUR BED!**

Roll BAK



Year	Model	Bed Size	BAKFlip G2	BAKFlip Fibermax	BAKFlip F1	BAK Box Part #
Chevrolet / GMC						
2004 - 2012	Silverado, Sierra	68.00	26100	126100	72100	90100
1988 - 2012	Silverado, Sierra & C/K	77.00	26101	126101	72101	90100
1988 - 2012	Silverado, Sierra & C/K	96.25	26102	126102	72102	90100
Dodge						
2012	Ram W- Ram Box	74.50	26203RB	126203RB	72203RB	
2002 - 2012	Ram w/o Ram Box	74.50	26203	126203	72203	90201
2002 - 2012	Ram	96.50	26204	126204	72204	90201
Ford						
2008 - 12	Super Duty	80.00	26310	126310	72310	90303
2008 - 12	Super Duty	96.25	26311	126311	72311	90303
1999 - 07	Super Duty	80.25	26303	126303	72303	90303
1999 - 07	Super Duty	97.00	26304	126304	72304	90303

**THE WORLD'S MOST ACCURATE BED RAIL CAPS
AND TAILGATE
CAPS.**

ProCaps



Year	Model	Bed Size	RollBAK Pt #
Chevrolet / GMC			
2004 - 2012	Silverado, Sierra	68.00	R15100
1988 - 2012	Silverado, Sierra & C/K	77.00	R15101
1988 - 2012	Silverado, Sierra & C/K	96.25	R15102
Dodge			
2002 - 12	Ram w/o Ram Box	74.50	R15203
2002 - 12	Ram	96.50	R15204
Ford			
2008 - 12	Super Duty	80.00	R15310
2008 - 12	Super Duty	96.25	R15311
1999 - 07	Super Duty	80.25	R15303
1999 - 07	Super Duty	97.00	R15304

**ALL ALUMINUM
RETRACTABLE
TONNEAU
COVERS**

check app guide for your part number

EXTERIOR ACCESSORIES

PUTCO™



Chrome Trim • Pillar Trim • Fender Trim

Application	Door Handle Covers	Mirror Covers	Tailgate Handle Covers	Fuel Door Cover	Pillar Trim	Fender Trim
07-12 Silverado/Sierra 2 Door, w/o Passenger Keyhole	400036	400066	401093 (w/keyhole), 401092 (w/o keyhole)	401989	N/A	97289 (non-dually)
07-12 Silverado/Sierra 4 Door, w/o Passenger Keyhole	400033	400066 (full), 400131 (lower only), 400130 (upper only), 401273 (towing)	401093 (w/keyhole), 401092 (w/o keyhole)	401989	402607	97289 (non-dually)
09-12 Ram (Quad Cab) 2500/3500	402019	400505 (w/TS) 400501 (w/o TS)	400503 (camera) 400504 (no camera)	N/A	402522	97190
11-12 Super Duty w/ Passenger Keyhole (2 Dr)	401003	400123 (08-12)w/turn signal, 401175 (08-12)w/o turn signal	401027 (08-12)(w/backup camera), 401016 (08-12)(w/keyhole)	401922	402621	97230 (Std)
11-12 Super Duty w/ Passenger Keyhole (4 Dr)	401009	400123 (08-12)w/turn signal, 401175 (08-12)w/o turn signal	401027 (08-12)(w/backup camera), 401016 (08-12)(w/keyhole)	401922	402621	—
11-12 Super Duty w/o Passenger Keyhole (2 Door)	401203	—	—	401922	402621	—
11-12 Super Duty w/o Passenger Keyhole (4 Door)	401209	—	—	401922	402621	—

Element Window Visors



Application	Chrome	Tinted
07-12 Silverado/Sierra Crew Cab (Front Only)	480055	580055
07-12 Silverado/Sierra Crew Cab (Set of 4)	480056	580056
07-12 Silverado/Sierra Extended Cab (Set of 4)	480058	580058
10-12 Ram 2500-3500 Crew Cab & MEGA Cab (Front Only)	480138	580138
10-12 Ram 2500-3500 Crew Cab & MEGA Cab (Set of 4)	480137	580137
99-12 Super Duty Crew Cab (Set of 4)	480209	580209
99-12 Super Duty Crew Cab/Ext. Cab (Front Only)	480203	580203

G2 LED DayLiners



Application	Part No.
07-12 Silverado - LD/HD	270100
07-12 Sierra - LD/HD	270110
09-12 Ram - 4 heads	270120
09-10 Super Duty F250 / F350	270130
11-12 Super Duty F250 / F350	270160


EXTERIOR ACCESSORIES

PUTCO™

Classic




PopUp



Boss



CrossRail



SSR



Locker Side Rails

Application	Classic	CrossRail	SSR	PopUp	Boss
07-12 Silverado/Sierra 5.5 ft bed	89889	69889	59889	29889	49889
07-12 Silverado/Sierra 6.5 ft bed	89890	69890	59890	29890	49890
07-12 Silverado/Sierra 8 ft bed	89891	69891	59891	29891	49891
03-12 Ram 2500/3500 Long Box	89831	69831	—	29831	49831
09-12 Ram 5.7 ft bed	89862	69862	59862	29862	49862
06-12 Ram Mega Cab SWB	89833	69833	59833	29833	49833
99-12 Super Duty Long Box	89826	69822	59826	29826	49826
99-12 Super Duty Short Box	89822	69826	59822	29822	49822



Ford Super Duty with Factory Grille

Cut-to-Fit Punch Grille

- Cut-to-Fit Style
- Made of 14 gauge stainless steel material
- Heavy gauge design
- Stainless Steel Hardware
- Putco's Lifetime NeveRust™ Warranty

Part No.	Application
64414	11-12 Ford Super Duty
64420	09-12 Ford Super Duty



Ford Super Duty with NEW Putco Punch Grille

EXTERIOR ACCESSORIES

For Ford, GM, & Dodge

DEFLECTA-SHIELD®

Sportcaps™ Rail Protectors



- Thick, black ABS plastic material can be painted to match vehicle
- Includes 2 bed rail protectors and 1 tailgate cap
- Easy no-drill installation

Side Bed Rail Caps



- Wrap bed rail caps are constructed of heavy-gauge diamond plate aluminum
- Non-wrap bed rail caps are available in high grade buffed extruded aluminum or in diamond plate
- Available with or without stake holes

Full Tailgate Protectors



- Heavy-gauge, highly polished diamond plate aluminum construction
- Installs fast and easy with stainless steel fasteners for long lasting protection



Pocket Style® The Original Extreme Style, with Extreme Personality

- More tire coverage than Extend-A-Fender
- Stainless steel hardware for a "bolt-on" look without bolting to the vehicle's surface
- No vehicle body side drilling or cutting
- Installs using existing factory holes



Pocket Style® Flare Sets-Tough Style!	Part No.
Chevy/GMC	
07-11 Silverado Standard 78.7" and Long Bed 97.6"	4092402
07-11 Silverado Short Bed 69.3"	4094202
07-11 Sierra 1500 BOSS Pocket Style Std/B 78.7" & L/B 97.6"	4092802
07-11 Sierra 1500 BOSS Pocket Style S/B 69.3"	4094002
07-11 Sierra 2500/3500 & HD (NA Dually)	4094302
BOSS Pocket Style Std/B & LB	
2011 Sierra 2500/3500 78.7/97.6 Fleetside Bed (BOSS Pocket)	4095302
Dodge	
09-11 Dodge Ram 1500	5091502
10-11 Ram 2500/3500 Standard Side Bed	5091902
06-08 Ram 1500, 2500, 3500 Long Bed & Power Wagon Long Bed	5091102
06-08 Ram 1500, 2500, 3500 Short Bed & Power Wagon Short Bed & Mega Cab	5090702
Ford	
2011 Super Duty F-250/F-350	2093102
08-10 Super Duty F-250/F-350/F-450	2091702
99-07 Super Duty F-250/F-350/F-450	2091402



Functional Ram-Air Hoods

Improve appearance and increase response with a Keystone Restyling Functional Ram-Air 'Good Hood.' Cold outside air is directed from the hood scoops through the internal ductwork to the ram-air upgrade and into the engine's intake system. Diesel and gas engine ram-air upgrade kits available for most Dodge, Ford, Chevrolet/GMC, and Nissan truck and car 'Good Hoods.'



Part No. GHG121
2006 Silverado 1500
05-06 Silverado HD
Functional Gas/Diesel
Ram-Air upgrade available



Part No. GHD105D (Diesel)
02-08 Dodge Ram
Functional Diesel
Ram-Air upgrade available



Part No. GHF108
08-10 Ford F-250/F-350/F-450
Functional Diesel
Ram-Air upgrade available



*Air/Fuel
Management*

Programmings

Exhaust

Cooling

Drivetrain


Suspension

Wheels

Styling

Protection

Accessories



Parts for the Serious Diesel Performer!

DIESEL PERFORMANCE